

STRIKE
STRIKE
STRIKE



BACK
BACK
BACK

ARIZONA

RATTLERS

2 0 2 1

MEDIA GUIDE



2021 SCHEDULE



WEEK	DATE		OPPONENT	TIME
01	SUNDAY, MAY 16	AT	NORTHERN AZ WRANGLERS	3:05 PM
02	SATURDAY, MAY 22	AT	SIOUX FALLS STORM	5:10 PM
03	BYE WEEK			
04	FRIDAY, JUNE 4	AT	GREEN BAY BLIZZARD	5:05 PM
05	SATURDAY, JUNE 12	VS	TUCSON SUGAR SKULLS	5:10 PM
06	SATURDAY, JUNE 19	AT	DUKE CITY GLADIATORS	5:05 PM
07	FRIDAY, JUNE 25	VS	SPOKANE SHOCK	7:05 PM
08	SATURDAY, JULY 3	AT	TUCSON SUGAR SKULLS	6:05 PM
09	SATURDAY, JULY 10	VS	NORTHERN AZ WRANGLERS	6:05 PM
10	SUNDAY, JULY 18	AT	MASSACHUSETTS PIRATES	10:05 AM
11	SATURDAY, JULY 24	VS	SIOUX FALLS STORM	6:05 PM
12	SATURDAY, JULY 31	VS	DUKE CITY GLADIATORS	6:05 PM
13	SUNDAY, AUGUST 8	VS	TUCSON SUGAR SKULLS	3:05 PM
14	FRIDAY, AUGUST 13	AT	SPOKANE SHOCK	4:05 PM
16	SATURDAY, AUGUST 21	VS	FRISCO FIGHTERS	6:05 PM

AWAY GAMES
HOME GAMES



TABLE OF CONTENTS



MEDIA POLICIES	3
PHOENIX SUNS ARENA INFORMATION	4
SEASON TICKET INFORMATION	5
2021 ARIZONA RATTLEERS STAFF	8
2021 ARIZONA RATTLEERS PLAYERS	21
2019 SEASON IN REVIEW	55
RATTLEERS ALL-TIME HISTORY	93

ARIZONA RATTLEERS MAILING ADDRESS

201 E. Jefferson St.
Phoenix, AZ 85004

PRACTICE FACILITY

4125 E. McKellips Road
Mesa, AZ 85215

CONTACT INFORMATION

602.514.8274 [Ticket Office](#)
602.910.5427 [Fax](#)
info@azrattlers.com [Email](#)
www.azrattlers.com [Web](#)
www.facebook.com/azrattlers [Facebook](#)
[@ArizonaRattlers](#) [Twitter](#)
[@ArizonaRattlers](#) [Instagram](#)
[@AZRattlers](#) [Snapchat](#)

RATTLEERS 2021 MEDIA GUIDE CREDITS:

Written & Edited by Steven Cusumano
Contributions by Zach Netcher and Jose Solis
Photos by Matt Hinshaw



MEDIA POLICIES



Welcome to the 2021 Indoor Football League season. In an effort to continue to provide a professional working environment, the following guidelines have been established for the upcoming season.

CREDENTIALS Access to Arizona Rattlers football games for accredited working media will require proper credentials. All credentials are non-transferable, and any unauthorized use will subject bearer to ejection from Gila River Arena and confiscation of the credential.

Season credentials will be issued to recognized newspapers, magazines, television and established radio stations making reasonable requests on company letterhead. Please indicate those persons who will be using each credential.

Season and single-game credentials will be issued only to those who make requests on company letterhead. These requests can be sent by email to scusumano@azrattlers.com and must be requested by Wednesday prior to the game. Pre-arranged credentials may be picked up at the media will-call at the northeast press entrance two hours before game time. No credentials will be mailed.

Media must wear credentials in plain view at all times within the arena. Working media with credentials will have access to the press room at designated times, as well as an assigned seat. Your cooperation is required to maintain a professional working atmosphere.

PHOTOGRAPHERS Photo credentials will be issued in the same manner as other credentials. Field access will be available to photographers from media outlets that have received credentials from the Rattlers media office. All photographers must comply with space assignments and shooting regulations. Photographers must shoot from designated areas only. **Shooting areas are limited.**

PARKING Members of the media who are covering the Rattlers game will be able to park in the media garage. The garage entrance is located south of the building on the corner of First Street and Jackson. All media that contact media relations will be on a list to receive access into the garage. These requests should be made at the same time as credential requests.

PRESS ENTRANCE The press entrance is located at Gate 1, which is the South-East corner of the Arena. Media members with proper Rattlers credentials will be admitted through this entrance. If a media representative requested credentials for a single game, they also can be picked up at this location. The press entrance will open 90 minutes before game time. Credentials will not be recognized at other arena entrances.

PRESS ROOM The Rattlers media work room can be accessed through the press entrance and by taking the elevator down to the event level. The media work room, equipped with telephones, electrical outlets and press materials, will be open 90 minutes before kick-off, during halftime intermission and for post-game work.

GAME-NIGHT SERVICES Statistics will be furnished, including pre-game notes, halftime and final stats. All information will be available in the media work room. Fax service also will be available.

RADIO AND TELEVISION Electronic media representing the visiting team must contact the Rattlers media relations office to ensure broadcast locations and lines. Three business telephones for visiting radio will be furnished by the Rattlers, but specific broadcast loops will have to be ordered by the station.

Statisticians and spotters are available to assist radio and television broadcasts by contacting Media Relations.

PRACTICES All Rattlers practices are open to the media. Contact Media Relations Front Office to confirm practice schedules from week-to-week.

For questions or assistance, contact Steven Cusumano at scusumano@azrattlers.com.

PHOENIX SUNS ARENA



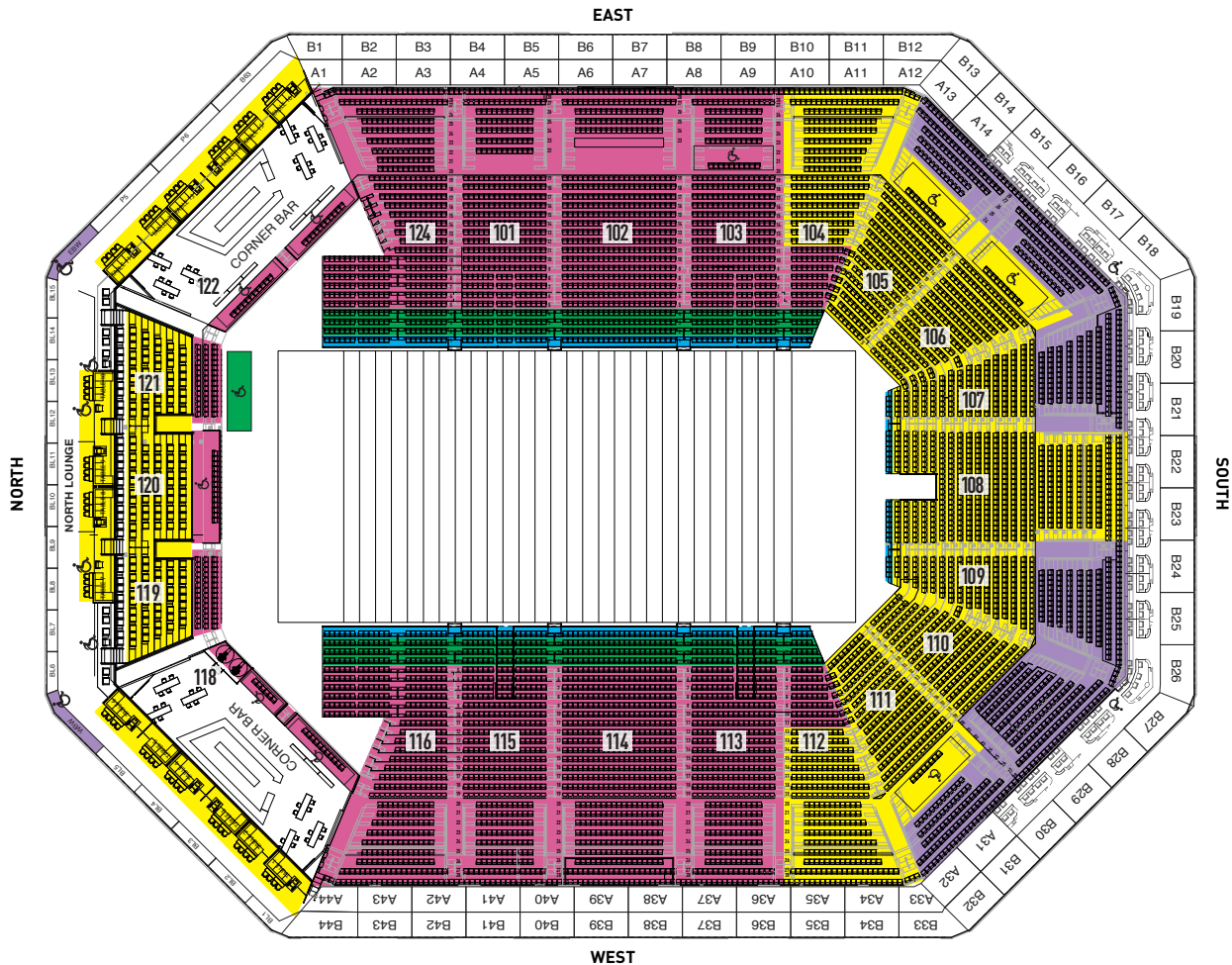
For more than a quarter-century, our downtown arena has been vital to the growth and development of our city's urban core. The transformation of Phoenix Suns Arena places us as among the top sports and entertainment destinations in the country and makes Downtown Phoenix a true 24-hour city. The reimagined arena features state-of-the-art improvements that will allow us to deliver a world-class guest experience to all who step inside the doors for years to come.

- + The Pavilion design creates a new main entry experience and grand lobby that welcomes fans into a celebratory space. The Pavilion has been significantly opened up, allowing guests to see straight through into the bowl with sights of the new center hung scoreboard. Anchoring the reimagined Pavilion is Arizona's largest sports bar, which stretches 60 feet long and is surrounded by more than 7,000 square feet of high-resolution LED video walls that will feature dynamic content for game days, concerts and events. The curved LED walls feature more than 40.8 million LEDs
- + Two new Corner Bars will be marquee destinations for all arena guests to enjoy on the northeast and northwest corners of the lower concourse.
- + New Daktronics center hung scoreboard is six times larger than predecessor, stretching 3,100 square feet and the resolution is six times clearer. Measures 26 feet tall by 36 feet wide and weights more than 50,000 pounds. New center hung features 8.1 million LEDs and roughly the size of nearly 300 60-inch televisions.
- + Two new LED ribbon boards, which stretch more than 1,900 feet in total ring the upper and lower bowls, replacing the static signage and previous single ribbon.
- + In partnership with Verizon, Phoenix Suns Arena now features new 5G Ultra Wideband Service for the entire venue – one of the few professional sports facilities in the country with Verizon 5G
- + Arena system features new musco lighting system which will provide “theater lighting” for game days. Upgraded arena sound systems to provide crystal-clear audio for fans.
- + 15,100 brand-new, cushioned seats were installed to replace every single seat in the upper and lower bowls.



» PHOENIX SUNS ARENA

2021 TICKET PRICES



9th MAN MEMBERSHIP BENEFITS

- » First right of refusal for playoff tickets
- » Pre-Season BBQ at training camp on scrimmage day
- » Two (2) complimentary tickets good for best available seat up to your seat price-level*
- » 15% discount at Team shop kiosks
- » Opportunity to purchase additional single game tickets at member price*
- » Game Exchange Program (Full Season Members Only)*
- » Game day upgrade program*
- » Discounted suite pricing
- » Access to Account Manager

2021 SINGLE GAME PRICING

SEAT LOCATION		ADVANCED	GAME DAY
A/1	Row A	9th Man Only	
B/2	Sideline Rows B - D	\$90	\$100
C/3	Sideline Rows E +	\$60	\$70
D/4	End Zone Lower	\$30	\$40
E/5	End Zone Upper	\$16	\$20
F/6	General Admission*	\$5	\$10

ARIZONA RATTLEERS FOOTBALL FRONT OFFICE

201 E. Jefferson St.
Phoenix, Arizona 85004

P 602.514.8274
F 602.514.8356
E info@azrattlers.com

2021 HOME UNIFORM



JERSEY

Style - Icon

Body - Black

Back Neck - Black

Sublimation Color 1 - Texas Orange

Sublimation Color 2 - Texas Orange

Sublimation Color 3 - Black

Sublimation Color 4 - Texas Orange

UA Logo - Texas Orange



PANT

Style - Icon

Body - Black

Sublimation Color 1 - Texas Orange

Sublimation Color 2 - Texas Orange

Sublimation Color 3 - Black

Sublimation Color 4 - Texas Orange

UA Logo - Texas Orange



2021 TRAVEL UNIFORM



JERSEY

Style - Icon

Body - White

Back Neck - Black

Sublimation Color 1 - Texas Orange

Sublimation Color 2 - Texas Orange

Sublimation Color 3 - White

Sublimation Color 4 - Texas Orange

UA Logo - Black



PANT

Style - Icon

Body - White

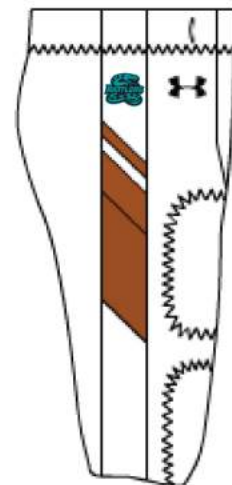
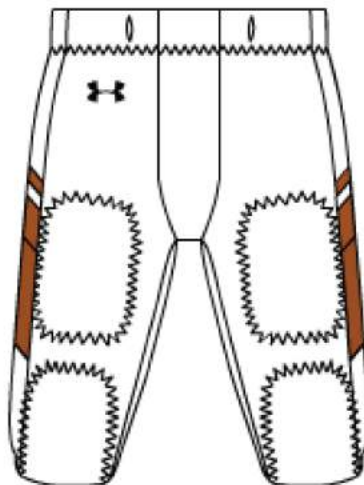
Sublimation Color 1 - Texas Orange

Sublimation Color 2 - Texas Orange

Sublimation Color 3 - White

Sublimation Color 4 - Texas Orange

UA Logo - Black





2021

RATTLERS STAFF

ARIZONA RATTLERS

ARIZONA
RATTLERS



2021 STAFF DIRECTORY



OWNER

Ron Shurts Majority Owner/ CEO

COACHING STAFF

Kevin Guy President/Head Coach
Kani Kauahi Assistant Head Coach/Offensive Line Coach
Jeff Jarnigan General Manager/Defensive Line Coach
Hurtis Chinn Quarterbacks /Running backs Coach
Rod Windsor Wide Receivers Coach
Hunter Charneski Director of Physical Preparation

TEAM STAFF

Todd Conner Equipment Manager
Les Skelton Director of Team Security
Steven Cusumano Director of Digital Media & Public Relations
Josh Montanez Team Operations, Quality Control

FRONT OFFICE STAFF

Kevin Guy President
Jeff Jarnigan General Manager
Abbey Rarick Director of Business Operations & Partnerships
Adam Turner Director of Business Development & Community Partnerships
Adam Metzendorf Director, Membership Experience & Arena Sports Group
Zach Wendel Team Lead, Arena Sports Group
Jason Sanchez Director, Arena Sports Ticketing
Kaitlyn Heber Arena Sports Ticket Manager
Joel Baeza Account Executive, Arena Sports Group
Marc Garcia Account Executive, Arena Sports Group
Dylan Cook Account Executive, SixthMan Experience & ASG Way

SIDEWINDERS DANCERS STAFF

Shelby Underwood Sidewinders Dancers Director

GAME DAY STAFF

Taylor Griffin Senior Director, Game Presentation
Shelbi Guerrero Arena Event Coordinator
Brandon Ensign Team Videographer
Steve Heck Statistical Crew Leader

MEDICAL STAFF

Dr. Sheldon Martin Team Doctor
Dr. Keith Jarbo Team Doctor
Dr. Jason A. Patterson Team Doctor
Dr. Mark Leber Team Doctor
Dr. John Tefteller Team Doctor



RON SHURTS, MAJORITY OWNER / CEO

Ron Shurts took over as majority owner and CEO of the Rattlers in 2011. Since then, the Rattlers have gone on to appear in six World Championships in seven seasons, winning three straight ArenaBowl Championships and the United Bowl Championship.

Shurts has been a part of the Rattlers since the beginning. He has been a season-ticket holder since the team's first snap in 1992.

A prominent Valley entrepreneur and co-founder of Scottsdale-based Annexus™, Shurts has more than 25 years of experience in financial services, sales and management, and has trained thousands of financial professionals. He also is the owner of The Quantum (formally Shurwest Financial Group), a national marketing firm for financial advisors, which is also based in Scottsdale.

Before he founded Shurwest Financial Group in 1985, Shurts was an insurance agent selling life insurance, fixed-indexed annuities and long term care insurance to farmers in western Nebraska.

An avid golfer and Nebraska Cornhuskers' fan, he is active in the community. Shurts is a sponsor of Phoenix Suns Charities, Big Brothers Big Sisters of Central Arizona and The Salvation Army. In 2014 Shurts accepted the Jason Foundation Community Service Award for his, and the Rattlers' dedication to the community. He is married to Mia and is a proud father to his son AJ.



2021 RATTLERS COACHING STAFF



CAREER RECORD:

W L PCT
211-70 (.751)

KEVIN GUY, PRESIDENT / HEAD COACH

Kevin Guy is in his 20th season coaching in arena/indoor football and his first as the Rattlers' team president, after having served 11 seasons as general manager and head coach of the Rattlers.

- 3x ArenaBowl Champion (2012, 2013, 2014)
- 2017 Indoor Football League Champion
- Inducted into the University of West Alabama Hall of Fame in 2015
- Inducted into af2 Hall of Fame, Nominated to the Arena Football League Hall of Fame
- 1 of 2 people in Arena Football League history to take part in the ArenaBowl as a player, assistant coach and head coach
- Only Coach in history to win the championship in both the Arena Football League and Indoor Football League
- 1 of only 2 Coaches to win 3 consecutive championships in AFL
- Only coach in Arena Football League history to lead his team to four straight ArenaBowls
- Overall head coaching record 211-70 (75%)
- Has won the most games in the Arena Football League since 2008
- Three-time Coach of the Year (2003 af2, 2011 and 2016 Arena Football League)
- Coached 2011, 12, 13, 14, 16, 17 and 2019 Arizona Rattlers to the championship game
- Highest winning percentage in Arena Football League history (74%)
- In 2018, passed Danny White to be the winningest Coach in Arizona Rattlers history, and did so in 20 less games (Danny White 141-65 .684, Kevin Guy 142-45 .745)

Under Coach Guy, the Arizona Rattlers earned their seventh trip to the championship game in only nine seasons in 2019. Along with having the Rattlers first undefeated season, the offense led the league in points-per-game (63.7) and in yards-per-game. Arizona also set the record for most points in a game (91) against the San Diego Strike Force on April 6, and recorded their first shut out on defense against the Cedar Rapids River Kings on June 1st.

In 2018, the Arizona Rattlers led the IFL in a variety of categories. On offense, the Rattlers led the league in scoring with 103 touchdowns and 746 points. Arizona's running game led the way with 1,750 rushing yards and 57 rushing touchdowns. The Rattlers' defense led the league with 24 sacks, while their special teams led the league with an average kickoff return of 19.3 yards and 204 punt return yards. The Rattlers also led the IFL with the fewest penalties, committing only 75 infractions for 527 yards (275.9).

In 2017, the Rattlers entered their inaugural season into the Indoor Football League and under Coach Guy's leadership, they finished their first season as the IFL Champions. Guy's offense led the league in rushing, and was second in both total offense and offensive touchdowns. The team finished the season on a 12-game win streak that was topped off by the United Bowl victory over the six-time defending champion Sioux Falls Storm.

Guy is the only head coach in history to win both an ArenaBowl (3x) and the United Bowl.

In 2016, Guy led the AFL's most storied franchise to their fifth ArenaBowl in six seasons. The offense that year led the league in scoring by more than 5 points per game than the second best team. When the Rattlers left the AFL at the end of 2016, Guy ended up the AFL's all-time winningest coach by percentage (.739).

Guy is a member of two Halls of Fame; the University of West Alabama Hall of Fame, and the af2 Hall of Fame. Guy is also currently nominated for the AFL Hall of Fame

In 2014, Guy led the Rattlers to its fourth consecutive ArenaBowl appearance and third straight world championship, a 72-32 victory over the Cleveland Gladiators. The Rattlers posted an AFL-record 14 straight victories to start the season, and ended the regular season at 15-3 and going undefeated on their home turf at Ak-Chin Field at US Airways Center. »» continued

2021 RATTLERS COACHING STAFF



Guy's offense in 2014 was explosive, scoring 164 touchdowns and averaging a league-leading 63.9 points per game. The Rattlers offense under Guy, was led by its opposing pass offense that threw for over 5,000 yards and averaged a staggering 8.4 yards per attempt.

In 2013, Guy led the Rattlers to its third consecutive ArenaBowl appearance and second straight world championship, a 48-39 victory over the Philadelphia Soul. The Rattlers posted a then AFL-record 18 victories (first set by the team in 2011).

Under Guy, Arizona's offense led the league in scoring with 170 touchdowns and averaging 66.8 points per game. The Rattlers also fielded one of the league's most stingy defenses, allowing only 48.1 points per game, second to Philadelphia's 46.6. Guy also saw eight of his players receive All-Arena honors, including two first-teamers.

In 2012, Guy led Arizona to its first ArenaBowl championship in more than a decade. The Rattlers won 16 games, earning back-to-back West Division and National Conference championships. The offense scored 158 touchdowns during the regular season and averaged 62.1 points per game, while the defense forced 45 turnovers and allowed 48.9 points per game.

Guy's 2011 team piled up 160 touchdowns during the regular season, averaging 61.9 points per game. The defense, meanwhile, forced 54 turnovers for a plus-34 turnover ratio - the best in the AFL - while holding opposing teams to 46.4 points per game. While the Rattlers would make their first ArenaBowl appearance since 2004, they would come up short in the final seconds, losing 73-70 to the Jacksonville Sharks.

An arenafootball2 Hall of Fame inductee, Guy has proven to be a consistent winner, owning a 72.6 winning percentage (122-46) as a head coach. In 2011, he was named NFL Network Coach of the Year.

In 2010, the Rattlers would post their first winning season (10-6) since 2004 and reach the National Conference semifinals, losing 57-49 to the Spokane Shock.

While the AFL reorganized in 2009, Guy continued his duties with the Rattlers and served as a consultant to the general manager and head coach of the Rio Grande Valley Dorados (af2). Guy assisted with all aspects of the organization, including business and football operations. With the help of Guy's advisement, Rio Grande Valley returned to the af2 playoffs after failing to reach the postseason the previous year.

Guy joined the Rattlers on Aug. 10, 2007. He had been serving as defensive coordinator for the San Jose SaberCats, which had just won ArenaBowl XXI. The Rattlers, meanwhile, were coming off the second-worst record in the league (4-12). Guy immediately went to work. He retained only three players from the 2007 team and began the 2008 season with nine rookies and seven second-year players. Arizona would win four more games over the previous year and host a first-round playoff game against Grand Rapids. Guy finished second in voting for AFL Coach of the Year, one of only four coaches to receive votes for the award. Guy left the af2 with the most wins in the history of the league when he joined the SaberCats in 2005. His 52 victories came in his four seasons, an average of 13 wins per season. He picked up a Coach of the Year award along the way and finished with a 73.2 winning percentage while leading the Tennessee Valley Vipers (2002-04) and Dorados (2005).

In 2005, Guy led the Texas-based Dorados to a 10-6 regular-season record and a trip to the league's National Conference championship game. The Dorados' last victory that season, a 65-42 decision over Tulsa in the playoffs, lifted him to the top of the league's coaching leaders.

With Tennessee Valley, Guy's teams won 39 of 48 regular-season games and claimed a division title each season. In 2003, the Vipers won their first 14 games and reached the conference championship game. Guy would be named Coach of the Year.

Guy's teams consistently were ranked near the top of all major statistical categories during his tenure as an af2 coach. He had 31 players advance from the af2, with five joining the National Football League. He had 14 players earn All-af2 recognition.

In 2001, Guy became the defensive coordinator for the AFL's Florida Bobcats, where his defense limited opposing teams to fewer than 30 points per game twice and forced 26 turnovers. Florida also averaged six defensive stops per game.

Guy joined the coaching ranks after an AFL playing career that lasted four seasons. He began the 2000 season as the defensive coordinator of the New Jersey Red Dogs. At 26, he was elevated to interim head coach for the last four games. His team was ranked fourth in the AFL in total defense and fifth in pass defense. Over those final four games, the Red Dogs averaged almost 10 more points per game than over the first 10 games.

As a player, Guy spent four seasons with the Minnesota Fighting Pike (1996), the Red Dogs (1997-99) and the Orlando Predators (1999), primarily as a wide receiver and defensive back. He helped the Predators reach ArenaBowl XIII.

Guy attended the University of West Alabama from 1991 to 1995. He was born Dec. 6, 1972, in Birmingham, Ala..

2021 RATTLERS COACHING STAFF



KANI KAUAHI, ASSISTANT HEAD COACH / OFFENSIVE LINE

Kani Kauahi will be entering his 12th season with the Rattlers, and has helped coach the team to four world titles. Last season, Kauahi's offensive line allowed the second fewest sacks in the IFL, while also leading the league in rushing.

The Hawaii native spent the early portion of his professional coaching career working with teams in the Canadian Football League, including the Hamilton Tiger-Cats (2006), Ottawa Renegades (2002-05) and BC Lions (1998-2000). He also logged one season with the San Francisco Demons (2001) of the XFL.

Kauahi began his coaching career in 1995 as the offensive line coach at Mesa Community College. He also served as an assistant strength and conditioning coach for the Arizona Cardinals (1996-97).

After playing college football at Arizona State University and the University of Hawaii, Kauahi spent 11 years as a center in the National Football League - twice with the Phoenix Cardinals (1993, 1989-91). He also played for the Kansas City Chiefs (1992), Green Bay Packers (1988) and Seattle Seahawks (1982-86).

From 2008-2012, Kauahi coached offensive line / running backs at the University of Waterloo, in Waterloo, Ontario, Canada.

Kauahi was born Sept. 6, 1959, in Kekaha, Hawaii. He and his wife, Gay, have three children: Kalei, Kamana and Hana, and ten grandchildren.



JEFF JARNIGAN, DEFENSIVE LINE / SPECIAL TEAMS COACH

Jeff Jarnigan will be entering his fifth season with the Rattlers, after joining the team in 2016. Jarnigan spent his first four years with the organization as the Assistant General Manager, before being named the Rattlers' General Manager in preparation for the 2021 season.

Prior to joining the Rattlers, he also spent seven seasons with the San Jose Sabercats in a variety of different coaching capacities, in addition to being the defensive coordinator for the Austin Wranglers in 2004. In addition to his coaching background, Jarnigan brings 21 years of sales experience with him to the Rattlers.

Before serving as the Rattlers' Assistant General Manager for each of the past four seasons, Jarnigan also served as Director of Corporate Sales for the San Jose Sabercats, overseeing the team's day-to-day business operations throughout his duration with the team.

Jarnigan also carries head coaching experience with him, having served as head coach for the IFL's Minnesota Rage in 2000, before he was named head coach of the Oklahoma City Yard Dogz from 2005-2006. From 1988 to 1999, Jarnigan was employed by four different collegiate programs: (Fort Hays State University, Bethel College, Morningside College and Carleton College), serving mostly as either an offensive line or defensive line coach.

The Midwest City, Oklahoma native played football at Southwestern College from 1982-1987.

2021 RATTLERS COACHING STAFF



ROD WINDSOR, WIDE RECEIVERS COACH

Rod Windsor will be entering his second season as the Wide Receivers coach for the Arizona Rattlers.

Windsor spent seven seasons with the Rattlers as a wide receiver. He is a three-time ArenaBowl Champion, twice with the Rattlers and once with the Washington Valor, and was named ArenaBowl MVP of ArenaBowl XXVI. He was named All-Arena six times in his career (First Team in 2010, 2011, and 2014; Second Team in 2013, 2015, and 2016) and was the 2010 AFL Rookie of the Year. Windsor was also the 2009 Offensive Player of the Year and Rookie of the Year in af2.

Windsor played for the Cleveland Browns from 2010-12. During his collegiate career at Western New Mexico, he led the team in both passing yards (1,361) and rushing yards (886).

Windsor coached North High School in Phoenix from 2017-18, serving as a QB/WR coach in 2017. He rejoined the Rattlers organization in 2018 as Offensive Coordinator.



HURTIS CHINN, QUARTERBACKS / RUNNING BACKS COACH

Hurtis Chinn is entering his first season with the Rattlers and his ninth as a coach in the IFL.

Chinn most recently spent time as the Tucson Sugar Skulls' offensive coordinator in 2019, when the team ranked fourth in the league in scoring with 52 points per game. In 2018, Chinn was a member of the IFL Champion Iowa Barnstormers, as the team's assistant head coach and wide receivers coach.

Before joining Iowa, Chinn coached for six years with the Nebraska Danger, including as the head coach in his final season with the team. Prior to beginning his coaching career, Chinn played three years in the IFL for the River City Rage and the Danger. Chinn played college football at Western New Mexico University.



HUNTER CHARNESKI, DIRECTOR OF PHYSICAL PREPARATION

Hunter Charneski joins the Rattlers for his first season with the team. Prior to joining the Rattlers, Charneski received his Bachelor's degree in Exercise Science from Grand Valley State University in 2013 and earned his Master's degree in Performance Enhancement and Injury Prevention from California University of Pennsylvania in 2015. Charneski went on to contribute to GVSU's athletics department in a variety of sports performance capacities. He was the Men's Basketball team's Head Strength & Conditioning Coach during the 2016-2017 season, as well as the Gameday Nutritional Preparation Consultant for the school's football team during the 2016 season. In November of 2019, Charneski was a consultant for the Los Angeles Rams on hamstring rehab protocol.

Charneski has spent each of his past two summers conditioning young athletes working towards careers in the military/special forces. From 2016 to 2019, he also operated his own private training facility in Michigan. Charneski is an author on the side from his career in physical preparation. He has written and published two books about sprinting.

2021 RATTLERS TEAM STAFF



TODD CONNER, EQUIPMENT MANAGER

Todd Conner is in his 10th season with the Rattlers and his seventh as equipment manager.

Conner earned the Arena Football League's Equipment Manager of the Year award in back-to-back years (2015-16) while with the team.

Conner joined the Rattlers as a football operations intern in 2010. He had been the general manager of Barro's Pizza in Mesa for 30 years.

Conner was a wide receiver on Fullerton College's team that won the South Coast Conference championship in 1981. He attended Esperanza High School in Anaheim, CA, and was a part of the school's first state championship in 1979.

Conner resides in Gilbert, Arizona with his wife, Audrey. He and his wife have two children, Brianna and Kara. Conner also has three granddaughters, Kaydence, Abigail and Josie.



STEVEN CUSUMANO, DIRECTOR OF DIGITAL MEDIA & PUBLIC RELATIONS

Steven Cusumano is entering his first season as a member of the Arizona Rattlers.

Cusumano joins the Rattlers after having spent the majority of his career working in professional baseball, serving in a variety of broadcasting, production and media relations roles for Minor League affiliates of the Houston Astros and Los Angeles Angels, as well as the Tampa Bay Rays and Chicago Cubs MLB clubs.

The Staten Island, New York native graduated from Arizona State University with his Bachelor's degree in Sports Journalism. During his junior and senior years at ASU, he also broadcasted play-by-play for Pac-12 Network's online streaming coverage of ASU Baseball and Softball events.

As a member of the Rattlers, Cusumano manages all elements within the digital media and public relations departments, including website administration, social media management and content creation. Cusumano handles all media inquiries and can be contacted at scusumano@azrattlers.com.



JOSH MONTANEZ, TEAM OPERATIONS / QUALITY CONTROL

Josh Montanez is entering his first full season as a member of the Arizona Rattlers, after joining the team as a player personnel intern in 2020.

A third generation graduate of Arizona State University, Montanez studied Sports Business and Law, earning his Bachelor's degree in 2017 and his Master's degree in 2018. During his time in school, he worked as a recruiting assistant for ASU's Football program from 2018-2019.

As a member of the Rattlers, Montanez plays a role in all elements of team operations, including football operations, quality control and retail.

Born and raised in Chandler, Arizona, Montanez is a six-year Army veteran who toured in Afghanistan as a medic.

2021 RATTTLERS FRONT OFFICE



KEVIN GUY, PRESIDENT OF BUSINESS OPERATIONS

Kevin Guy enters his 15th year as a member of the Rattlers front office and his first as the Team President. This year will also mark Guy's 12th season as the Rattlers' Head Coach. Under his direction, the Rattlers have appeared in seven championship games over the last nine years, including winning four championships.

On top of Guy's proven track record of success as the Rattlers Head Coach, he brings over 20 years of experience working in sales.

Coinciding with his role as Team President and Head Coach of the Rattlers, Guy has also played an integral role in the Indoor Football League's growth, serving as a member of the league's Expansion Committee.

In just over two years, Guy has helped the league expand from six to 16 teams, stretching from coast to coast. In 2019, Kevin and his wife Cathy brought their own expansion team, the Tucson Sugar Skulls, to the IFL. Guy is also a partner of the Birmingham Bulls ownership group, which brought professional hockey back to his hometown of Birmingham, Alabama, after an absence of 17 years.



JEFF JARNIGAN, GENERAL MANAGER

Jeff Jarnigan will be entering his fifth season with the Rattlers, after joining the team in 2016. Jarnigan spent his first four years with the organization as the Assistant General Manager, before being named the Rattlers' General Manager in preparation for the 2021 season.

Prior to joining the Rattlers, he also spent seven seasons with the San Jose Sabercats in a variety of different coaching capacities. He was also the defensive coordinator for the Austin Wranglers in 2004. In addition to his coaching background, Jarnigan brings 21 years of sales experience with him to the Rattlers.

Before serving as the Rattlers' Assistant General Manager for each of the past four seasons, Jarnigan served as the Director of Corporate Sales for the San Jose Sabercats, overseeing the team's day-to-day business operations throughout his duration with the team.

The Midwest City, Oklahoma native played football at Southwestern College from 1982-1987.



2021 RATTLETS FRONT OFFICE



ADAM TURNER, DIRECTOR OF BUSINESS DEVELOPMENT & COMMUNITY PARTNERSHIPS

Adam Turner is entering his first season as a member of the Arizona Rattlers.

Turner brings with him over two decades of football experience in Phoenix, including stops with the Arizona Cardinals, Arizona State University and the Fiesta Bowl.

Since 2017, Turner has served as the president of the National Football Foundation, in addition to working in marketing and strategic partnerships for the Fiesta Bowl committee for the last 20 years.

Turner has also spent time working in business development and partnership development for both Pac-12 Network and the Arizona State University Foundation.

The Cheyenne, Wyoming native spent 17 years working in business development for the Arizona Cardinals from 1992-2009.



ABBEY RARICK, DIRECTOR OF BUSINESS OPERATIONS & PARTNERSHIPS

Abbey Rarick is entering her first season as a member of the Arizona Rattlers. Rarick joins the Rattlers after having spent the majority of her career working in professional baseball in a variety of sales, marketing and event planning roles.

She established her sports career working in new business development for the Pittsburgh Pirates, before moving on to work for the Seattle Mariners in marketing and events for three years. After taking her experience outside of the sports world, she produced large-scale events in San Francisco and Dallas and now has returned to her passion in sports.

The Holt, Michigan native earned her Bachelor's degree in marketing from Grand Valley State University, with a minor in advertising and public relations.

As a member of the Rattlers, Rarick oversees the execution and fulfillment of corporate partnerships, business/team operations and gameday events.



2021 RATTLEERS MEDICAL STAFF



DR. SHELDEN L. MARTIN, HEAD TEAM PHYSICIAN

As a board-certified, fellowship-trained Phoenix orthopedic surgeon, Dr. Martin specializes in shoulder, elbow and knee disorders including shoulder replacement, reverse shoulder replacement, rotator cuff surgery, ACL reconstruction and all cartilage restoration procedures. Dr. Sheldon Martin is dedicated to diagnosing and treating your orthopedic injuries. Dr. Martin offers the most up-to-date, advanced and comprehensive solutions for your athletic injuries and chronic arthritic conditions. He is a highly skilled and compassionate orthopedic sports medicine surgeon that Phoenix athletes and residents have come to trust. Dr. Martin has experience with countless hours of side line and on-field coverage. He serves as the Head Team Physician for the Arizona Rattlers of the Indoor Football League, as well as Team Physician for the Major League Baseball teams Arizona Diamondbacks and Chicago White Sox. He also serves as a team physician for the Arizona Coyotes of the National Hockey League, as well as orthopedic surgeon for Desert Vista High School in Ahwatukee, Arizona.



DR. KEITH JARBO

As a sports medicine fellowship-trained, orthopedic surgeon, Dr. Keith Jarbo specializes in knee, shoulder, and elbow surgery including ligament reconstruction of the knee (ACL/PCL) and elbow (UCL or "Tommy John"), cartilage restoration procedures, rotator cuff and labral surgery, minimally invasive knee and shoulder replacements, reverse shoulder replacement, and fracture care.

Dr. Jarbo completed medical school at the prestigious David Geffen School of Medicine at UCLA. His orthopedic surgery residency training was completed here in Phoenix prior to completing the renowned UHZ Sports Medicine Institute fellowship in Miami, Florida. While in Miami, Dr. Jarbo worked as a team doctor for the Miami Heat, Miami Dolphins, Florida International University, and multiple Miami-Dade County high schools.





DR. JASON A. PATTERSON

Dr. Patterson is an orthopaedic surgeon whose interest is in minimally invasive treatment of foot and ankle and other general orthopaedic problems. His fellowship training with some of the world's foot and ankle experts, Drs. Amendola, Phisitkul and Femino, has prepared him to effectively treat a broad spectrum of both simple and complex foot and ankle disorders.

Dr. Patterson is a 4th generation Arizonan, born and raised in the East Valley. He attended Mesa Mountain View High School and later Arizona State University where he earned a degree in Biochemistry and a minor in Spanish. He graduated with the highest academic distinction, summa cum laude. He continued his schooling at the University of Iowa Carver College of Medicine where he earned the honor of being a junior member of Alpha Omega Alpha Honor Medical Society (AOA).

Dr. Patterson feels very fortunate and blessed to be back in his home town serving the great people of Arizona. Outside of work, he enjoys spending time with his wife and three children, participating in many athletic and outdoor activities that this great state has to offer.



DR. MARK LEBER

Mark Leber, MD, received his undergraduate degree from Northern Arizona University in Flagstaff, Arizona, and his medical degree from University of Arizona College of Medicine in Tucson, Arizona. Dr. Leber completed an internship and a residency at the University of Colorado School of Medicine in Aurora, Colorado, before completing his fellowship at the Indiana Hand Center. He is board certified in hand surgery and orthopaedic surgery.

Dr. Leber's grandfather was a general practitioner, his father is an orthodontist and his uncle is an orthopedic surgeon. Initially, he thought he wanted to be a Neurosurgeon but he realized quickly that in orthopedics patients regain a return to normal function. Orthopedics was a natural fit for him and he gravitated to the more meticulous aspects of hand surgery. Dr. Fred Meyer was a hand surgeon in Denver where he trained. Meyer became a mentor to him and one of the key reasons he chose hand surgery.



DR. JOHN TEFTELLER, DO

Dr. Tefteller specializes in sports medicine and non-operative care of musculoskeletal injury, concussion management, injury prevention and osteopathic manipulative treatment. His expertise also includes diagnostic and therapeutic ultrasound, viscosupplementation, PRP, and the Tenex procedure. Dr. Tefteller is committed to offering patients personalized care and he fittingly takes a team approach when it comes to empowering patients to achieve optimal health and wellness. He attended Midwestern University Arizona College of Osteopathic Medicine, where he graduated in the top 25% of his class and earned a Silver TOUCH award for distinction in service. Dr. Tefteller then completed his residency in family medicine at Phoenix Baptist Hospital and was honored by his peers with the Practice Management Award. He later completed a fellowship at the distinguished San Diego Sports Medicine and Family Health Center. While there, he served as a team physician for San Diego State University, St. Augustine High School, the U.S. Olympic Training Center (Chula Vista, CA) and he also served as the

2021 SIDEWINDERS



SHELBY UNDERWOOD, SIDEWINDERS DANCE DIRECTOR

Shelby was a member of the Sidewinders Dance Team for three seasons (2011-2013), performing with the Sidewinders at ArenaBowl XXII. During her three years on the team, she was named captain, participated in promotional videos and photoshoots, was nominated for the 2013 AFL Dream Team and was a contributing choreographer for the Sidewinders. Shelby has remained a part of the team as an alum, assisting in team reveal shows, youth dance clinics, and performing in the Super Bowl XLIX halftime show. The Castro Valley, California native is a graduate of Arizona State University with a bachelor's degree in journalism. She has trained in several styles of dance including tap, jazz, ballet, contemporary and cheerleading/pom. After leaving the Sidewinders, Shelby continued her professional dance career with the Arizona Cardinals Cheerleaders where she had the privilege of cheering for three seasons. As a member of the Cardinals Cheerleaders, she assisted with their junior cheer program, and traveled overseas as a representative and a part of game day entertainment for the Cardinals' London game. She was also a part of the Armed Forces Entertainment and Pro Tour Productions.



ABBY

ALEXA

ALLEY

AMANDA

ANNIE

ASHLEY

CARLY M

CARLY S



COURTNY

EMILY B

EMILY S

IZZY

MAGGIE

MORGAN

PAIGE

VICKI





2021

TEAM ROSTER

ARIZONA RATTLERS

**ARIZONA
RATTLERS**



2021 RATTLEERS ROSTER



ALPHABETICAL

NO.	NAME	POS	HT	WT	COLLEGE
48	Montavious Atkinson	LB	6'2"	200	Auburn University
27	Devin Cockrell	DB	5'10"	195	University of Texas-El Paso
92	Nikolaus D'Avanzo	DL	6'3"	265	University of New Mexico
9	Jarmaine Doubs Jr.	DB	5'10"	185	Southern Utah University
25	Byron Evans II	LB	6'0"	235	Northern Arizona University
99	Dillon Faamatau	DL	6'3"	295	University of Oklahoma
95	Josh Gordon	DL	6'1"	260	Minnesota State-Mankato
56	Steven Gurrola	OL	6'2"	290	University of Arizona
13	Braxton Haley	WR	6'1"	190	Illinois State University
16	Jarrod Harrington	WR	5'9"	185	Campbellsville University
6	Jeremiah Harris	WR	5'7"	160	Webber International University
87	Timmy Hernandez	WR	6'0"	200	Oregon State University
10	Ben Holmes	QB	6'0"	210	Tarleton State University
18	Isaiah Huston	WR	6'0"	190	Arizona Christian University
78	Jahair Jones	OL	6'4"	310	University of Miami
22	Ernesto Lacayo	K	5'8"	195	Hastings College
5	Nick LaSane	RB	6'1"	225	Montana State University
94	Lamar Mady	OL	6'2"	305	Youngstown State University
31	Chris McAllister	DL	6'2"	250	Baylor University
91	Adam McLean	DL	6'2"	315	University of Maryland
2	Jamal Miles	WR	5'10"	185	Arizona State University
14	Darrell Monroe	RB	6'2"	220	Arizona Western College
7	Tyrell Pearson	DB	5'9"	170	University of South Alabama
8	Troy Pelletier	WR	6'3"	210	Lehigh University
1	Drew Powell	QB	6'3"	220	Livingstone College
12	Vincent Testaverde Jr.	QB	6'2"	210	University at Albany
64	Eastwood Thomas	OL	6'6"	320	University of Louisiana-Monroe
79	Kenny Thomas	OL	6'6"	330	University of Louisville
4	DJ Williams	DB	5'10"	185	Utah State University
23	Treyvon Williams	LB	5'11"	225	Florida International University
15	Dillion Winfrey	DB	5'8"	185	University of Central Arkansas
43	Ricky Wyatt Jr.	LB	6'	240	University of Central Arkansas

2021 RATTLEERS ROSTER



NUMERICAL

NO.	NAME	POS	HT	WT	COLLEGE
1	Drew Powell	QB	6'3	220	Livingstone College
2	Jamal Miles	WR	5'10	185	Arizona State University
4	DJ Williams	DB	5'10	185	Utah State University
5	Nick LaSane	RB	6'1	225	Montana State University
6	Jeremiah Harris	WR	5'7	160	Webber International University
7	Tyrell Pearson	DB	5'9	170	University of South Alabama
8	Troy Pelletier	WR	6'3	210	Lehigh University
9	Jarmaine Doubs Jr.	DB	5'10	185	Southern Utah University
10	Ben Holmes	QB	6'0	210	Tarleton State University
12	Vincent Testaverde Jr.	QB	6'2	210	University at Albany
13	Braxton Haley	WR	6'1	190	Illinois State University
14	Darrell Monroe	RB	6'2	220	Arizona Western College
15	Dillion Winfrey	DB	5'8	185	University of Central Arkansas
16	Jarrod Harrington	WR	5'9	185	Campbellsville University
18	Isaiah Huston	WR	6'0	190	Arizona Christian University
22	Ernest Lacayo	K	5'8	195	Hastings College
23	Treyvon Williams	LB	5'11	225	Florida International University
27	Devin Cockrell	DB	5'10	195	University of Texas-El Paso
31	Chris McAllister	DL	6'2	250	Baylor University
33	Byron Evans II	LB	6'0	235	Northern Arizona University
43	Ricky Wyatt Jr.	LB	6'	240	University of Central Arkansas
48	Montavious Atkinson	LB	6'2	200	Auburn University
56	Steven Gurrola	OL	6'2	290	University of Arizona
64	Eastwood Thomas	OL	6'6	320	University of Louisiana Monroe
78	Jahair Jones	OL	6'4	310	University of Miami
79	Kenny Thomas	OL	6'6	330	University of Louisville
87	Timmy Hernandez	WR	6'0	200	Oregon State University
91	Adam McLean	DL	6'2	315	University of Maryland
92	Nikolaus D'Avanzo	DL	6'3	265	University of New Mexico
94	Lamar Mady	OL	6'2	305	Youngstown State University
95	Josh Gordon	DL	6'1	260	Minnesota State-Mankato
99	Dillon Faamatau	DL	6'3	295	University of Oklahoma

2021 RATTTLERS ROSTER



FOOTBALL EXPERIENCE

Montavious Atkinson enters his first year in the IFL and with the Rattlers. Prior to joining the team, Atkinson attended Auburn where he played in 49 games for the Tigers. In that time he amassed 117 tackles, seven for a loss, and 1.5 sacks. After playing 10 games at free safety for Auburn during his freshman year in 2015, Atkinson transitioned to linebacker for the remainder of his college career.

The Fairburn, Georgia native attended Langston Hughes High School where he was a three-sport letterman. He was a four-year starter at safety and totaled 531 career stops, and 7 interceptions earning himself first-team all-region honors as a junior and senior, was GSWA all-state, and was AJC all-area. Atkinson also participated in basketball and track.

48

MONTAVIOUS ATKINSON

LINEBACKER

DATE OF BIRTH 8-29-1995

HEIGHT 6'1

WEIGHT 200

COLLEGE Auburn Univ.

HOMETOWN Atlanta, GA

2021 RATTLEERS ROSTER



FOOTBALL EXPERIENCE

DB Devin Cockrell returns for his second season with the Arizona Rattlers and his second season in the IFL. Cockrell played in every game for the Rattlers in 2019, recording 54 tackles, 2.5 tackles for a loss, four pass break-ups, one interception, and a fumble recovery, which he returned for a touchdown.

The Port Arthur, Texas native spent five seasons at UTEP and was twice named an All-Conference USA Honorable Mention. During his freshman year in 2013, Cockrell led the team with 76 tackles and led all Conference USA freshmen in tackles. Cockrell, a four-year starter, recorded 247 tackles, 15.5 tackles for a loss, three sacks, and three interceptions for UTEP.

Cockrell picked up UIL 21-5A All-District second team honors during his senior season at Memorial High School. Cockrell finished with 41 tackles, eight tackles for loss, four forced fumbles, and two interceptions. Cockrell also played tailback in high school, where he averaged 7.6 yards per carry.

27

DEVIN
COCKRELL

DEFENSIVE BACK

DATE OF BIRTH 12-21-1994

HEIGHT 5'10"

WEIGHT 195

COLLEGE UTEP

HOMETOWN Port Arthur, TX

2021 RATTTLERS ROSTER



FOOTBALL EXPERIENCE

DL Nikolaus D'Avanzo enters his second season with the Rattlers. In 2019, D'Avanzo earned first-team All-IFL honors after leading the team with 14 tackles for a loss and 5.5 sacks, in addition to eight pass breakups. In 2017, D'Avanzo spent time with the Minnesota Vikings. D'Avanzo attended the University of New Mexico where he played for four years. He finished with 198 tackles, 27.5 tackles for loss, 11 sacks, one forced fumble, and four fumble recoveries in 49 games.

The Baltimore native played high school football at Archbishop Curley High School. In 2012, D'Avanzo was a consensus All-State selection and a first-team Maryland Interscholastic Athletic Association All-Conference selection on the defensive line. D'Avanzo finished the 2012 season with 58 tackles, 14 sacks, four forced fumbles, three fumble recoveries, an interception returned for a touchdown, and a blocked punt. He also played fullback, recording 114 carries for 664 yards and 10 touchdowns. D'Avanzo was also selected to and started in the Crab Bowl, Maryland's high school all-star game.

92

NIKOLAUS D'AVANZO

DEFENSIVE LINE

DATE OF BIRTH 10-13-1995

HEIGHT 6'3"

WEIGHT 285

COLLEGE Univ. New Mexico

HOMETOWN Baltimore, MD

2021 RATTLERS ROSTER



FOOTBALL EXPERIENCE

Doubs joins the Rattlers for his rookie season in the IFL, after having previously signed with the San Diego Strike Force prior to the start of the 2020 IFL season. Doubs initially played college football at West Los Angeles College, where he had three interceptions and led his team in tackles (41). Doubs then transferred to Southern Utah University, where he finished his college career.

In two seasons with the Thunderbirds, Doubs racked up 81 career tackles in 19 games played. On September 24, 2016, he set a school-record for the longest interception returned for a touchdown. The play went 98 yards and ended the game, lifting SUU over Portland State, 45-31.

Doubs' 47 tackles and four interceptions in his senior season were influential in Southern Utah becoming the 2017 Big Sky Conference champions as well as qualifying for the FCS Playoffs that same year.

9

JARMAINE DOUBS JR.

DEFENSIVE BACK

DATE OF BIRTH 08-07-1997

HEIGHT 5'10"

WEIGHT 185

COLLEGE Southern Utah

HOMETOWN Los Angeles, CA

2021 RATTTLERS ROSTER



FOOTBALL EXPERIENCE

Byron Evans II enters his rookie season with the Rattlers after having played two seasons for the NAU Lumberjacks from 2017-2019. The Glendale native played high school football for both Mountain Pointe and Phoenix Christian, before beginning his college career at Glendale Community College for two seasons.

In 20 games at NAU, Evans amassed 119 total tackles, 6.5 tackles for a loss, one sack and one interception. Evans' father, Byron Evans Sr., played eight seasons in the NFL with the Philadelphia Eagles, after a successful career at the University of Arizona.

33

BYRON EVANS II

LINEBACKER

DATE OF BIRTH 8-30-1996

HEIGHT 6

WEIGHT 230

COLLEGE Northern Arizona

HOMETOWN Phoenix, AZ

2021 RATTLEERS ROSTER



FOOTBALL EXPERIENCE

DL Dillon Faamatau joins the Rattlers for his rookie season in the IFL. Faamatau initially redshirted at Arizona State in 2015 before a stint at the JUCO level with Cerritos College. Faamatau was ranked at the 68th defensive recruit overall by ESPN out of high school, making 32 tackles in his lone season at Cerritos College.

With the Sooners, Faamatau missed only one out of 42 total games, winning three straight Big 12 Championships under coach Lincoln Riley. Over his three seasons, Faamatau made 31 career tackles, 20 of which were assisted in addition to 2.5 career tackles for a loss.

99

DILLON
FAAMATAU

(FAHM-AH-TAH-OO)

DEFENSIVE LINE

DATE OF BIRTH 6-19-1997

HEIGHT 6'3"

WEIGHT 295

COLLEGE Univ. Oklahoma

HOMETOWN Long Beach, CA

2021 RATTLERS ROSTER



FOOTBALL EXPERIENCE

DL Josh Gordon returns for his fourth season with the Rattlers and in the Indoor Football League. He has 17.5 sacks, 30.5 tackles for loss, two forced fumbles, and two fumble recoveries in 31 games with the Rattlers over the last three seasons. Gordon was named to the 2018 All-IFL first-team.

Gordon played four years at Minnesota State University, Mankato and finished his collegiate career as the program's all-time leader in sacks (43) and tackles for loss (63). He was a two-time NSIC Defensive Player of the Year and was named first-team All-NSIC and All-NSIC Academic Team in his senior year. The Milwaukee, Wisconsin native played high school football at Wisconsin Lutheran, where he was a two-year starter and letterwinner.

95

JOSHUA GORDON

DEFENSIVE LINE

DATE OF BIRTH 5-28-1993

HEIGHT 6'1"

WEIGHT 260

COLLEGE Minn. State-Mankato

HOMETOWN Milwaukee, WI

2021 RATTTLERS ROSTER



FOOTBALL EXPERIENCE

OL Steven Gurrola enters his third straight season with the Rattlers, after he earned first-team All-IFL Honors as the team's starting center in 2019. Gurrola was part of an offensive line that allowed only four sacks in 2019, the fewest in the IFL.

Prior to entering the IFL, Gurrola played two years at Glendale Community College before finishing his collegiate career at the University of Arizona. At Glendale, Gurrola was named first-team All-American, first-team All-WSFL, and first-team All-ACCAC. He was also named second-team All-Pac-12 in his senior year at Arizona. A native of Phoenix, Arizona, Gurrola was a football letterman at Washington High School, playing both offensive and defensive line. He was also a regional wrestling champion, finishing fourth in the state.

56

STEVEN GURROLA

(GURR-OH-LA)

OFFENSIVE LINE

DATE OF BIRTH 03-31-1993

HEIGHT 6'2"

WEIGHT 290

COLLEGE Univ. Arizona

HOMETOWN Phoenix, AZ

2021 RATTTLERS ROSTER



FOOTBALL EXPERIENCE

WR Braxton Haley joins the Rattlers for his rookie season in the IFL. Haley most recently played two seasons at Illinois State, where he saw action in all of a possible 26 games for the Redbirds. Across two seasons in 2018 and 2019, he totaled 39 receptions for 494 yards and three touchdowns.

Before transferring to Illinois State, Haley began his college career at Dodge City Community College and Notre Dame College for his freshman and sophomore seasons. The Atlanta, Georgia native attended Monsignor Donovan High School, where he earned All-Conference Honors during his senior year with 44 receptions for over 1,200 yards and 25 total touchdowns.

13

BRAXTON HALEY

WIDE RECEIVER

DATE OF BIRTH 6-10-1997

HEIGHT 6'1"

WEIGHT 190

COLLEGE Illinois St. Univ.

HOMETOWN Athens, GA

2021 RATTTLERS ROSTER



16

JARROD
HARRINGTON

WIDE RECEIVER

DATE OF BIRTH 4-28-1994

HEIGHT 5'9"

WEIGHT 185

COLLEGE Campbellsville

HOMETOWN Parksville, KY

FOOTBALL EXPERIENCE

Harrington enters his third season in the IFL, all with the Rattlers. Harrington was named second-team All-IFL in 2019, in addition to being named the IFL's Most Improved Player. One season after Harrington totaled 12 receptions in 10 games played for the Rattlers, he led the team in 2019 with 696 receiving yards and was second on the team with 14 touchdowns. He also played a significant role on special teams, where he had 574 return yards and returned two kickoffs for touchdowns.

Harrington played college football at Campbellsville University from 2012-2015 and holds six different team records including most catches in a season with 81 in 2015. He was named first-team All-Conference his junior and sophomore seasons and second-team All-NCCAA in 2012. He finished his college career with 2,293 receiving yards and 13 receiving touchdowns and ran for 519 rushing yards and 7 rushing touchdowns. His total all-purpose career yardage was 4,450. In 2013, Harrington was selected to the Kentucky Pro Football Hall of Fame All-Commonwealth Team, and was a two-time All-American.

The Danville, Kentucky native attended Boyle County High School and was a two-time class 4A State champion with a 30-0 record in 2009 and 2010. Harrington was first-team All-Defensive Back in 2011 and was the Defensive Player of the Game in the Kentucky vs. Tennessee All-Star Game.

2021 RATTLEERS ROSTER



FOOTBALL EXPERIENCE

Harris joins the Rattlers for his second season in the IFL. Having played in the final six regular season games of the 2019 season for the Tucson Sugar Skulls, Harris totaled 27 receptions for 289 yards and six touchdowns. Harris also added seven catches for 86 yards and two touchdowns in one postseason game. On special teams, Harris also returned 31 kicks for 563 yards in the regular season.

The Orlando, Florida native played collegiately for four years at Webber International University, where he has also contributed as a wide receiver coach after playing.

6

JEREMIAH HARRIS

WIDE RECEIVER

DATE OF BIRTH 9-5-1997

HEIGHT 5'7"

WEIGHT 160

COLLEGE Webber International

HOMETOWN Orlando, FL

2021 RATTLEERS ROSTER



FOOTBALL EXPERIENCE

Hernandez joins the Rattlers for his rookie season in the IFL. Hernandez is an Arizona native, having grown up in Phoenix and attended Mountain Pointe High School. The Phoenix native earned All-Arizona, All-Division I and Section Defensive MVP honors as a cornerback during his senior year; helping Mountain Pointe to a 26-2 record in his two seasons with the Pride.

Prior to his professional career, Hernandez was a receiver at Oregon State University, signing a letter of intent in December 2015. Hernandez went on to record 107 catches for 1,259 yards and seven touchdowns, averaging 11.8 yards per catch. Hernandez was recognized as a Pac-12 Conference All-Academic First-Team selection during his senior and junior seasons. He was also part of the 2018 Google Cloud CoSIDA Academic All-American Second Team.

87

TIMMY
HERNANDEZ

WIDE RECEIVER

DATE OF BIRTH 11-29-1995

HEIGHT 6'0"

WEIGHT 200

COLLEGE Oregon State

HOMETOWN Phoenix, AZ

2021 RATTLEERS ROSTER



FOOTBALL EXPERIENCE

Holmes joins the Rattlers for his rookie season in the IFL. In two years as Tarleton State's starting quarterback, Holmes led the Texans to back-to-back Lone Star Conference Championships and undefeated seasons. Holmes' 23-2 record as the school's starting quarterback was the best in school history. He finished his Tarleton State career ranking first all-time in passing yards per game (262.3), second in passing touchdowns (62) and fifth in passing yards (5,997), all of which were tops in the program's history for a quarterback with two seasons of competition.

Holmes played his freshman and sophomore college seasons for Nassau Community College, where he was named a Junior College All-American, Freshman of the Year, Player of the Year, Bowl game MVP and First-team all-conference. Holmes ended his career at Nassau with the most passing yards, completions, quarterback rushing yards and all-purpose yards in school history. In 18 career games, he threw for nearly 3,000 yards and 29 touchdowns. The Orchard Park, New York native attended Orchard Park High School, where he lettered three years in football and was a team captain. Holmes spent his sophomore and junior years in high school playing wide receiver, before transitioning to quarterback as a senior. Upon transitioning to quarterback, Holmes was named All-State, All-County and first-team all-district.

10
BEN
HOLMES

QUARTERBACK

DATE OF BIRTH 10-15-1994

HEIGHT 6'0"

WEIGHT 210

COLLEGE Tarleton State

HOMETOWN Orchard Park, NY

2021 RATTTLERS ROSTER



FOOTBALL EXPERIENCE

Isaiah Huston enters his rookie season in the IFL after having earned the opportunity by participating in the Rattlers' open tryouts in February of 2020. Huston played two years at Phoenix College and was a preseason NAIA All-American, before transferring to Arizona Christian University. As a member of the Firestorm, he played in 12 games over two years, starting in three, with 44 catches for 681 yards and eight touchdowns.

The Anthem, Arizona native played both wide receiver and defensive back at Boulder Creek High School. During the 2012 football season, he was selected to the Arizona All-State Team as an Honorable Mention Athlete and All-Purpose Player by both Scout.com and The Arizona Republic.

18

ISAIAH HUSTON

WIDE RECEIVER

DATE OF BIRTH 5-8-1995

HEIGHT 6'0

WEIGHT 180

COLLEGE Arizona Christian

HOMETOWN Anthem, AZ

2021 RATTLERS ROSTER



FOOTBALL EXPERIENCE

Jones enters his rookie season for the Rattlers after having mostly played left guard and special teams as a member of the Hurricanes. Jones transferred to Miami as a sophomore from ASA College in his hometown of Brooklyn, NY. Prior to signing with the Rattlers, Jones had earned an NFL tryout with the Arizona Cardinals in 2019.

Playing for Miami from 2015-2018, Jones worked his way up from the practice squad to a starting position and saw action in the 2018 Pinstripe Bowl against the University of Wisconsin. In 2013, Jones Graduated from South River High school in Maryland where he played both football and basketball.

78

JAHAIR JONES

OFFENSIVE LINE

DATE OF BIRTH 8-10-1996

HEIGHT 6'4"

WEIGHT 310

COLLEGE Miami (FL)

HOMETOWN Brooklyn, NY

2021 RATTTLERS ROSTER



FOOTBALL EXPERIENCE

Lacayo joins the Rattlers for his fifth season in the IFL, and his 10th total in professional football. He has played in the AFL, the CIF and most recently, the XFL. Lacayo began 2020 with the XFL's Seattle Dragons, before the season was cut short due to COVID-19. In five games with Seattle, Lacayo totaled seven touchbacks and converted three field goals, including a season-long 47-yarder. Lacayo spent the 2019 IFL season with San Diego, earning Second Team All-IFL honors. During the 2019 season he converted a total of 10 field goals, including a long of 53 yards, while leading the IFL in PAT% (94), and scoring over 12 points in two different games. In the past, Lacayo has earned NFL tryouts with the San Francisco 49ers and the Chicago Bears. Across Lacayo's career in professional football, he has played against the Rattlers more times than any other professional team.

The Hayward, California native began his college career at the College of San Mateo and was a two-year captain before earning a scholarship to play at Hastings College in Nebraska. In both 2009 and 2010, Lacayo was named All Nebraska Kicker and Special Teams Player of the Year by the Omaha World-Herald. He holds multiple Hastings school kicking records, including season field goals (first, 14/17), career field goals (second, 25/30), season and career PAT (39/39 and 64/64), and the most kicking points scored (81).

22

ERNEST LACAYO

KICKER

DATE OF BIRTH 5-5-1989

HEIGHT 5'8"

WEIGHT 195

COLLEGE Hastings College

HOMETOWN Hayward, CA

2021 RATTTLERS ROSTER



FOOTBALL EXPERIENCE

LaSane will join the Rattlers for his rookie season in the IFL. The Dallas, TX native had a successful career at Montana State, which earned him a tryout with the Dallas Cowboys. LaSane played football abroad in 2019, for the Kragujevac Wild Boars of the Central European Football League (CEFL) in Serbia.

During his senior year at Montana in 2017, LaSane totaled 529 yards on 76 carries, including a career-best 184 rush yards at Northern Arizona University. LaSane rushed for over 2300 yards and netted 27 touchdowns in his career at Lovejoy High School in Texas, earning first team all-district honors in his junior year.

5

NICK
LASANE

RUNNING BACK

DATE OF BIRTH 12-5-1994

HEIGHT 6'1"

WEIGHT 225

COLLEGE Montana State

HOMETOWN Dallas, TX

2021 RATTLERS ROSTER



FOOTBALL EXPERIENCE

Mady returns to the Rattlers for his fifth straight season with the team. Mady was an integral part of the team's success in 2019, both in rushing and pass protection. He has earned first-team All-IFL Honors in three straight seasons (2017-2019). In 2019, the Rattlers led the league in rushing, averaging 118.4 yards per game. The Rattlers offensive line also allowed the fewest sacks in the league with four.

Mady spent time with the Oakland Raiders, where he played in seven games during the 2013 season, and spent 2013-2015 seasons on the Raiders practice squad. The Topeka, Kansas native attended Youngstown State where he played in 22 games during which he did not allow a sack or pressure. Mady transferred from Butler County Community College where he was named first-team All-Jayhawk Conference and first-team All-Region VI.

The Topeka, Kansas native attended Topeka High School where he played both center and defensive tackle. Mady earned first-team All-Centennial League selection during his senior season, and as a junior was a second-team All-Centennial League pick as a center.

94

LAMAR
MADY

OFFENSIVE LINE

DATE OF BIRTH 12-13-1990

HEIGHT 6'2"

WEIGHT 305

COLLEGE Youngstown St

HOMETOWN Topeka, KS

2021 RATTTLERS ROSTER



FOOTBALL EXPERIENCE

McAllister returns for his fifth season with the Rattlers, making him the team's longest-tenured defensive player. McAllister spent the NFL's 2014 Preseason with the Houston Texans. Prior to signing with Houston, he attended Baylor, where he finished his career as the all-time sack leader for the Bears. During his senior season he earned first team All-Big 12 honors as well as second team Academic All-Big 12 honors. He also earned the Holiday Bowl Defensive MVP award his junior year.

McAllister was born in Aschaffenburg, Germany and eventually moved to Converse, Texas where he attended Judson High School. While there, he was the 2008 District 27-5A Defensive MVP as well as First-team San Antonio Express-News All-Area 5A honors as a senior. He also earned third team 5A All-State honors as a junior.

31

CHRIS
McALLISTER

DEFENSIVE LINE

DATE OF BIRTH 3-3-1991

HEIGHT 6'2"

WEIGHT 250

COLLEGE Baylor University

HOMETOWN Aschaffenburg,
Germany

2021 RATTLEERS ROSTER



FOOTBALL EXPERIENCE

McLean joins the Arizona Rattlers for his rookie season in the IFL. Across three years at Maryland, McLean amassed 43 total tackles, including 22 solo tackles, 12 tackles-for-loss, one sack and one forced fumble.

The Montgomery Village, Maryland native attended Quince Orchard High School, where he graduated as the No. 1 prospect in Maryland. McLean was a four-star recruit who participated in the Under Armour All-America game.

91

ADAM
McLEAN

DEFENSIVE LINE

DATE OF BIRTH 7-24-1996

HEIGHT 6'2"

WEIGHT 315

COLLEGE Maryland

HOMETOWN Montgomery
Village, MD

2021 RATTLERS ROSTER



FOOTBALL EXPERIENCE

Miles returns to the Rattlers for his third season in the IFL, all with Arizona. Since the Rattlers joined the IFL in 2017, Miles is the only player to have appeared in every game that the team has played as a member of the league. Prior to signing with the Rattlers, Miles spent time with the Jacksonville Jaguars and the Edmonton Eskimos.

After leading the Rattlers with 54 receptions in 2018, Miles led the Rattlers in scoring during the 2019 season. His 24 total touchdowns (16 receiving, seven rushing, one kick return) were the most of any player on the team, while his 41 catches and 496 receiving yards ranked second.

The Peoria, Arizona native played collegiately at Arizona State University, where he was named an All-Pac-10 Honorable Mention in 2010, and second-team All-Pac-12 in 2011. During his four years at Arizona State, Miles had 128 receptions for 995 yards and 80 kickoff returns for a school record 1,866 yards. Miles attended Peoria High School, where he rushed for 2,168 yards on 231 carries as a senior, earning him first-team All-4A conference honors.

2

JAMAL MILES

WIDE RECEIVER

DATE OF BIRTH 2-28-1991

HEIGHT 5'10"

WEIGHT 185

COLLEGE Arizona State

HOMETOWN Peoria, AZ

2021 RATTLEERS ROSTER



FOOTBALL EXPERIENCE

Monroe enters his third season with the Rattlers after being named the IFL's Offensive Player of the Year in 2018. Despite playing only 10 games that year, Monroe led the league with 38 rushing touchdowns, while ranking second with 733 rush yards. The Caruthersville, MO native also led the league in yard per carry (5.3) and scoring per game (17.8 points), averaging six points more than the next highest player.

Prior to joining the Rattlers, Monroe attended Arizona Western, where he earned the ACCAC Offensive Player of the Year in both seasons he played for the Matadors. Overall, he ran for 1,673 yards and 18 touchdowns.

14

DARRELL MONROE

RUNNING BACK

DATE OF BIRTH 1-14-1994

HEIGHT 6'2"

WEIGHT 220

COLLEGE Arizona Western

HOMETOWN Caruthersville, MD

2021 RATTTLERS ROSTER



FOOTBALL EXPERIENCE

Pearson joins the Rattlers for his first season with his team and his third in the IFL. Pearson played two seasons for the Iowa Barnstormers prior to joining the Rattlers. In 2019, he tied for the league lead in interceptions (6) and amassed 56 total tackles en route to being named to the 2019 All-IFL first team. In 2018, Pearson was named the Iowa Barnstormers Special Teams Player of the Year, and broke up the pass in the end zone on the final play of the 2018 United Bowl, which gave the Barnstormers their first ever championship. Pearson also spent time with the Green Bay Blizzard.

Pearson attended the University of South Alabama where he recorded 40 tackles, four interceptions, and 11 pass breakups in a single season with the Jaguars. While this will be Pearson's first year playing in Arizona professionally, the Greenville, South Carolina native spent two years at Mesa Community College (MCC), where he was given first-team all-Western States Football League honors after he recorded 39 tackles, eight interceptions, and 10 pass breakups before transferring to South Alabama. He also earned All-America honorable mention at MCC.

7

TYRELL
PEARSON

DEFENSIVE BACK

DATE OF BIRTH 7-4-1992

HEIGHT 5'9"

WEIGHT 170

COLLEGE South Alabama

HOMETOWN Greenville, SC

2021 RATTTLERS ROSTER



FOOTBALL EXPERIENCE

Troy Pelletier joins the Rattlers for his rookie season in the IFL. Having spent a four-year college career playing at Lehigh, Pelletier became the school's all-time leader in receiving yards with 4,216. The Deerfield, New Hampshire native also set Patriot League records for career receptions (328), career touchdowns (38) and single-game receptions (16). Pelletier was named first team All-Patriot League his sophomore and senior seasons, second team All-Patriot League his freshman year and third team All-Patriot league his junior year.

Pelletier became the third player in Lehigh history to be named All-Patriot League team four times. Since graduating from Lehigh in 2017, Pelletier spent time in camp with both the Philadelphia Eagles and Cincinnati Bengals, as well as the AAF's Atlanta Legends.

8

TROY PELLETIER

WIDE RECEIVER

DATE OF BIRTH 02-11-1995

HEIGHT 6'3"

WEIGHT 210

COLLEGE Lehigh

HOMETOWN Deerfield, NH

2021 RATTLERS ROSTER



FOOTBALL EXPERIENCE

Powell returns for his second season with the Rattlers, and his fourth total in the IFL. Powell initially signed with the Rattlers seven games into the 2019 IFL season, after having spent the first two seasons of his career playing for the Iowa Barnstormers. Once joining the Rattlers in 2019, Powell spread 18 touchdowns across the Rattlers' final six games, en route to leading the team to the United Bowl. Prior to joining the Rattlers in 2019, Powell spent time with the Saskatchewan Roughriders of the CFL.

Playing for Iowa in 2018, Powell was named the IFL MVP, after completing 154-of-226 passes for 1,604 yards and 34 touchdowns, with just four interceptions. Powell also led the IFL in rushing with 945 yards and 23 touchdowns. Powell's 945 single season rushing yards were the most by a quarterback in IFL history. He led the Barnstormers to their first ever IFL championship victory in 2018, en route to first team All-IFL honors. Powell also earned Offensive Player of the Week honors three separate times in 2018.

Prior to beginning his professional career, the Upper Marlboro, Maryland native spent four seasons as the starting quarterback for Livingstone College. During his senior season in 2015, he completed 184-of-315 passes for 2,166 yards and 15 touchdowns. He also rushed for 614 yards and eight touchdowns. By the end of his collegiate career, Powell broke 11 school records, including career passing yards, in addition to four CIAA records. As a freshman, Powell was named the 2012 CIAA Offensive Rookie of the Year.

1

DREW POWELL

QUARTERBACK

DATE OF BIRTH 12-0=8-1994

HEIGHT 6'3"

WEIGHT 220

COLLEGE Livingstone College

HOMETOWN Upper Marlboro, MD

2021 RATTTLERS ROSTER



FOOTBALL EXPERIENCE

Vincent Testaverde joins the Rattlers for his rookie season in the IFL. Testaverde previously spent time in training camp with the Tampa Bay Buccaneers in the NFL, as well as the BC Lions in the CFL.

Prior to his professional career, Testaverde walked on as a true freshman at Texas Tech University, before transferring to Miami, and ultimately Albany. Starting in eight games his senior year for the Great Danes, Testaverde threw for 1,714 yards and 11 touchdowns, completing 53.4 percent of his passes.

Vince is the son of the Buccaneers' 1987 No. 1 overall draft pick Vinny Testaverde, who spent 21 years in the NFL. The Odessa, Florida native attended Jesuit High School in Tampa, where he was the team MVP of the school's football team during both his junior and senior seasons.

12

VINCENT
TESTAVERDE
JR.

QUARTERBACK

DATE OF BIRTH 7-20-1996

HEIGHT 6'2"

WEIGHT 210

COLLEGE Albany

HOMETOWN Tampa, FL

2021 RATTTLERS ROSTER



FOOTBALL EXPERIENCE

Thomas joins the Rattlers for his rookie season in the IFL. Thomas began his college career in 2015 at the University of Alabama. One year later, the Jackson, Alabama native transferred to ULM, where he went on to start a school record 47 consecutive games at tackle. During each year (2016-2019) that he played at ULM, Thomas was named to the school's Academic Wall of Fame. Thomas finished his career at ULM with Sunbelt All-Conference honors.

64

EASTWOOD
THOMAS

OFFENSIVE LINE

DATE OF BIRTH 6-20-97

HEIGHT 6'6"

WEIGHT 320

COLLEGE Louisiana-Monroe

HOMETOWN Jackson, AL

2021 RATTTLERS ROSTER



FOOTBALL EXPERIENCE

Thomas enters his rookie season for the Rattlers after having spent time at both guard and tackle during college. Thomas spent the majority of his 41 career games at Louisville protecting 2019 NFL MVP Lamar Jackson, who began playing for the Cardinals at the same time he did. Upon graduating from Louisville, Thomas signed with the Chicago Bears as an undrafted free agent with an invite to mini camp.

79

KENNY
THOMAS

OFFENSIVE LINE

DATE OF BIRTH 10-7-1996

HEIGHT 6'6"

WEIGHT 330

COLLEGE Louisville

HOMETOWN Montgomery, AL

2021 RATTTLERS ROSTER



FOOTBALL EXPERIENCE

Williams joins the Rattlers for his rookie season in the IFL. Williams initially started at Chattanooga before transferring to junior college, then spending his final two seasons at Utah State. With the Aggies, Williams came into his own, finishing the 2018 season tied for first in the Mountain West Conference in interceptions (4). That same season, Williams also racked up a team-high 15 passes defended on his way to an All-Mountain West selection as an Honorable Mention.

Williams played in the 2018 New Mexico Bowl where he was named the game's Defensive Most Valuable Player. His two interceptions against North Texas ensuring a 52-13 win for the #23 Aggies. In 2019, Williams finished the season with 72 tackles (52 solo), recording 10+ tackles in two games including a career-high 14 in a road win vs. Air Force where he also recovered his first fumble. He also ended the season with a team-second nine passes defended.

4

DJ
WILLIAMS

DEFENSIVE BACK

DATE OF BIRTH 6-3-1997

HEIGHT 5'10"

WEIGHT 185

COLLEGE Utah State

HOMETOWN Smyrna, TN

2021 RATTLERS ROSTER



FOOTBALL EXPERIENCE

Williams joins the Rattlers for his season season in the IFL. Williams spent the 2019 IFL season as a member of the Iowa Barnstormers, earning Second-Team All-IFL honors at linebacker. Williams spent his entire collegiate career at FIU after graduating from Miami Norland Senior High School. With the Panthers, Williams began rising as a sophomore, he finished as the second-leading tackler on the team with 50 (35 solo) before suffering a season-ending injury his junior year.

By 2016, he started in all 12 games for FIU at linebacker and recorded a team-high 109 tackles, the fifth-most by any Panther in program history. Williams recorded a career-high 15 tackles versus Florida Atlantic, one of five 10+ tackling games he had that season. His aggressiveness on the field in 2016 earned him an All-Conference USA Honorable Mention selection and was also named to Phil Steele's All C-USA Third Team.

23

TREYVON WILLIAMS

LINEBACKER

DATE OF BIRTH 5-5-1995

HEIGHT 5'11"

WEIGHT 225

COLLEGE Florida International

HOMETOWN Miami, FL

2021 RATTTLERS ROSTER



FOOTBALL EXPERIENCE

Winfrey enters his fourth season with the Rattlers and in the IFL. In 2019, Winfrey received second-team All-IFL honors for Arizona, finishing second on the team with five interceptions and third on the team with eight pass breakups. Winfrey was originally signed by the Rattlers in 2017 after being noticed at the team's open tryouts. Prior to the start of the 2021 IFL season, Winfrey played in the Fan Controlled Football League.

Winfrey played collegiately at the University of Central Arkansas, where he received All-Southland Conference Honorable Mention in 2012. He finished with 82 solo tackles, 10.5 tackles for a loss, 14 pass breakups, two forced fumbles, and two fumble recoveries in 30 games. The Bryant, Arkansas native attended Bryant High School and was twice named All-State in track and football, twice named Nike All-Arkansas, and was a 2011 Landers Award finalist.

15

DILLION WINFREY

DEFENSIVE BACK

DATE OF BIRTH 10-2-1993

HEIGHT 5'8

WEIGHT 185

COLLEGE Central Arkansas

HOMETOWN Bryant, AR

2021 RATTLEERS ROSTER



FOOTBALL EXPERIENCE

LB Ricky Wyatt Jr. returns for his second season with Arizona and his fourth in the IFL. In 2019, Wyatt led the team in sacks with six, and was second on the team in tackles-for-loss with 13. Wyatt previously played with the Salina Liberty and the Dodge City Law of Champions Indoor Football. In two CIF seasons, Wyatt recorded 159 total tackles, 43.5 tackles for loss, 13 sacks, six blocked kicks, and three fumble recoveries. Wyatt earned First Team All-North Conference honors during the 2018 season with Salina.

The Monroe, Louisiana native spent his college career playing for the University of Central Arkansas. Wyatt had a career-high 74 tackles (16.5 for loss) in his senior season. For his career, he ended with 195 unassisted tackles in 34 games played to go along with three forced fumbles and two blocked kicks. Wyatt was a two-time district 2-4A Co-Defensive Player of the Year in 2011 and was named the Louisiana 4A State Championship Game Outstanding Player.

43

RICKY

WYATT JR.

LINEBACKER

DATE OF BIRTH 11-24-1993

HEIGHT 6'

WEIGHT 240

COLLEGE Central Arkansas

HOMETOWN Monroe, LA

HOMETOWN Monroe, LA



2021

2019 IN REVIEW
ARIZONA RATTTLERS

ARIZONA
RATTTLERS



2019 SEASON IN REVIEW

OVERALL INDIVIDUAL STATISTICS



RUSHING	GP	ATT	GAIN	LOSS	NET	AVG	TD	LONG	AVG/G
Jabre Lolley.....	9	76	450	8	442	5.8	14	25	49.1
Drew Powell.....	6	46	336	8	328	7.1	13	42	54.7
Roland Genesy Jr....	4	48	282	4	278	5.8	8	18	69.5
Jamal Miles.....	14	33	158	6	152	4.6	7	15	10.9
Verlon Reed Jr.....	4	14	139	0	139	9.9	5	44	34.8
Jeff Ziemba.....	11	35	135	9	126	3.6	4	17	11.5
Darrell Monroe.....	2	18	92	2	90	5.0	2	16	45.0
Jarrold Harrington...	14	12	59	5	54	4.5	2	14	3.9
Dezmon Epps.....	4	5	19	3	16	3.2	0	11	4.0
Dez Stewart.....	6	4	15	1	14	3.5	1	10	2.3
Donta Armstrong....	4	1	13	0	13	13.0	0	13	3.3
Sheldon Augustine...	5	1	6	0	6	6.0	0	6	1.2
Anthony Amos.....	4	1	5	0	5	5.0	0	5	1.3
Lamar Mady.....	12	0	0	0	0	-	1	0	0.0
Caleb Holbrook.....	3	4	7	12	-5	-1.3	2	5	-1.7
Totals	13	272	1574	48	1526	5.6	53	44	117.4
Opponent	13	274	1371	269	1102	4.0	27	41	84.8

PASSING	GP	CMP-ATT-INT	PCT	YDS	TD	LONG	AVG/G
Jeff Ziemba.....	11	82-126-3	65.1%	1043	21	41	94.8
Drew Powell.....	6	62-84-2	73.8%	807	18	45	134.5
Verlon Reed Jr.....	4	18-25-1	72.0%	301	7	36	75.3
Caleb Holbrook.....	3	6-11-1	54.5%	69	3	25	23.0
Sheldon Augustine...	5	1-1-0	100.0%	2	1	2	0.4
Totals	13	155-5	67.7%	2061	49	45	158.5
Opponent	13	173-18	50.4%	1759	38	41	135.3

RECEIVING	GP	REC	REC/GYDS	Y/G	AVG	TD	LG
Jarrold Harrington	14	54	3.9 696	49.7	12.9	14	45
Jamal Miles	14	41	2.9 496	35.4	12.1	16	34
Anthony Amos	4	15	3.8 254	63.5	16.9	5	41
Jabre Lolley	9	13	1.4 223	24.8	17.2	6	36
Dezmon Epps.....	4	10	2.5 155	38.8	15.5	2	34
Darrell Monroe.....	2	10	5.0 111	55.5	11.1	0	31
Roland Genesy Jr....	4	9	2.3 95	23.8	10.6	0	21
Dez Stewart.....	6	8	1.3 81	13.5	10.1	2	28
Sheldon Augustine...	5	5	1.0 76	15.2	15.2	3	29
Markis Sumpter.....	1	2	2.0 26	26.0	13.0	1	13
Robert Lewis.....	1	1	1.0 5	5.0	5.0	0	5
Donta Armstrong....	4	1	0.3 4	1.0	4.0	1	4
Totals	13	155	- 2074	159.5	13.4	49	45
Opponent	13	173	- 1843	141.8	10.7	38	41



2019 SEASON IN REVIEW

OVERALL INDIVIDUAL STATISTICS



KICK RETURNS

NO. PLAYER	KR	YDS	AVG	TD	LONG	PR	YDS	AVG	TD	LONG
24 Roland Genesy Jr....	1	2	2.0	1	2	-	-	-	-	-
15 Dillion Winfrey.....	-	-	-	--		1	24	24.0	0	24
7 Sheldon Augustine...	5	142	28.4	1	50	-	-	-	-	-
12 Robert Lewis.....	6	170	28.3	1	50	-	-	-	-	-
17 Dezmon Epps.....	13	326	25.1	1	54	1	42	42.0	0	42
2 Jamal Miles.....	17	230	13.5	1	54	2	59	29.5	0	33
16 Jarrod Harrington...	30	574	19.1	2	50	-	-	-	-	-
Totals	67	1351	20.2	7	54	3	101	33.7	0	42
Opponent	116	1773	15.3	2	56	1	26	26.0	0	26

SCORING

No. Player	PTS	PTS/G	RUSH	REC	KR	PR	INT	FUM	XPM	FGM	2P
2 Jamal Miles.....	144	10.3	7	16	1	0	-	-	-	-	-
10 Jimmy Camacho.....	121	8.6	-	-	-	-	-	-	106	5	0
21 Jabre Lolley.....	120	13.3	14	6	-	-	-	-	-	-	-
16 Jarrod Harrington...	116	8.3	2	14	2	-	-	-	0	-	4
9 Drew Powell.....	80	13.3	13	-	-	-	-	-	-	-	1
24 Roland Genesy Jr....	54	13.5	8	0	1	-	-	-	-	-	-
5 Anthony Amos.....	30	7.5	0	5	-	-	-	-	-	-	-
1 Verlon Reed Jr.....	30	7.5	5	-	-	-	-	-	-	-	-
7 Sheldon Augustine...	24	4.8	0	3	1	-	-	-	-	-	-
11 Jeff Ziemba.....	24	2.2	4	-	-	-	-	-	-	-	-
17 Dezmon Epps.....	18	4.5	0	2	1	0	-	-	-	-	-
6 Dez Stewart.....	18	3.0	1	2	-	-	-	-	-	-	-
B Caleb Holbrook.....	12	4.0	2	-	-	-	-	-	-	-	-
8 Davontae Merriweather	12	0.9	-	-	-	-	1	1	-	-	-
14 Darrell Monroe.....	12	6.0	2	0	-	-	-	-	-	-	-
15 Dillion Winfrey.....	12	1.2	-	-	-	0	1	1	-	-	-
4 Donta Armstrong.....	6	1.5	0	1	-	-	-	-	-	-	-
27 Devin Cockrell.....	6	0.4	-	-	-	-	0	1	-	-	-
33 Connor Flagel.....	6	0.5	-	-	-	-	-	1	-	-	-
36 Phillip Henry.....	6	0.5	-	-	-	-	1	-	-	-	-
12 Robert Lewis.....	6	6.0	-	0	1	-	-	-	-	-	-
94 Lamar Mady.....	6	0.5	1	-	-	-	-	-	-	-	-
29 Markis Sumpter.....	6	6.0	-	1	-	-	-	-	-	-	-
Totals	828	63.7	53	49	7	0	3	5	99	5	5
Opponent	489	37.6	27	38	2	0	0	0	50	9	5

2019 SEASON IN REVIEW

OVERALL INDIVIDUAL STATISTICS



ALL PURPOSE

NO.	NAME	POS	GP	RUSH	RCV	PR	KR	YDS	YPG
12	Robert Lewis	WR	1	-	5	-	170	175	175.0
17	Dezmon Epps	WR	4	16	155	42	326	539	134.8
14	Darrell Monroe	RB	2	90	111	-	-	201	100.5
16	Jarrold Harrington	WR	14	54	696	-	574	1324	94.6
24	Roland Genesy Jr	RB	4	278	95	-	2	375	93.8
21	Jabre Lolley	RB	9	442	223	-	-	665	73.9
2	Jamal Miles	WR	14	152	496	59	230	937	66.9
5	Anthony Amos	WR	4	5	254	-	-	259	64.8
9	Drew Powell	QB	6	328	-	-	-	328	54.7
7	Sheldon Augustine	WR	5	6	76	-	142	224	44.8
1	Verlon Reed Jr.	QB	4	139	-	-	-	139	34.8
29	Markis Sumpter	WR	1	-	26	-	-	26	26.0
6	Dez Stewart	WR	6	14	81	-	-	95	15.8
11	Jeff Ziemba	QB	11	126	-	-	-	126	11.5
4	Donta Armstrong	WR	4	13	4	-	-	17	4.3
15	Dillion Winfrey	WR	10	-	-	24	-	24	2.4
	Totals		13	1526	2074	101	1351	5052	388.6
	Opponent		13	1102	1843	26	1773	4744	364.9



2019 SEASON IN REVIEW

OVERALL DEFENSIVE STATISTICS



No.	Player	GP	Solo	AST	Total	TFL-Yards	SCK-YDS	INT-YDS	BU	FF	FR-YDS	BLK
8	Davontae Merriweather	14	71	32	103.0	3-8	1-3	4-33	12	-	2-0	-
43	Ricky Wyatt Jr.....	10	46	14	60.0	13-52	6-40	--	-	-	--	-
36	Phillip Henry.....	12	43	9	52.0	2-12	--	4-81	5	-	--	-
3	Allen Chapman.....	14	41	13	54.0	2.5-12	--	6-24	13	1	1-0	-
27	Devin Cockrell.....	14	38	16	54.0	2.5-3	--	1-0	4	-	1-38	-
15	Dillion Winfrey....	10	36	12	48.0	5-14	--	5-120	8	-	--	-
92	Nikolaus D'Avanzo...	12	25	20	45.0	14-60	5.5-15	--	2	-	1-0	3
31	Chris McAllister....	12	20	9	29.0	7-50	3.5-26	--	1	-	1-0	1
44	Lance McDowdell....	13	20	12	32.0	7-22	3-12	--	3	1	2-0	4
33	Connor Flagel.....	11	14	4	18.0	8-26	2-12	--	-	1	1-18	-
45	Ryan Langford.....	4	14	13	27.0	4-19	1-12	--	2	1	--	-
16	Jarrod Harrington...	14	9	8	17.0	0-	--	--	-	-	--	-
7	Sheldon Augustine...	5	8	1	9.0	0-	--	--	-	-	--	-
19	Eric Jenkins.....	2	8	4	12.0	0-	--	--	-	-	--	-
95	Joshua Gordon.....	2	7	1	8.0	4-22	5-22	--	-	-	--	-
2	Jamal Miles.....	14	6	1	7.0	0-	--	--	-	-	--	-
6	Dez Stewart.....	6	6	6	12.0	0-	--	--	-	-	--	-
77	Abram Holland.....	3	5	1	6.0	2-3	--	--	-	-	--	-
17	Dezmon Epps.....	4	4	1	5.0	0-	--	--	-	1	--	-
24	Roland Genesy Jr....	4	4	0	4.0	0-	--	--	-	-	--	-
93	Baron Poole.....	1	4	0	4.0	3-12	1-9	--	-	1	--	-
28	Kamron Johnson.....	2	3	2	5.0	0-	--	1-2	-	-	--	-
21	Jabre Lolley.....	9	3	1	4.0	0-	--	--	-	-	--	-
5	Anthony Amos.....	4	2	3	5.0	0-	--	--	-	-	--	-
10	Jimmy Camacho.....	14	2	0	2.0	0-	--	--	-	-	--	-
11	Jeff Ziemba.....	11	2	0	2.0	0-	--	--	-	-	--	-
4	Donta Armstrong.....	4	1	3	4.0	0-	--	--	-	-	--	-
A	Malik Golson.....	2	1	0	1.0	0-	--	--	-	-	--	-
56	Steven Gurrola.....	12	1	0	1.0	0-	--	--	-	-	--	-
B	Caleb Holbrook.....	3	1	0	1.0	0-	--	--	-	-	--	-
94	Lamar Mady.....	12	1	0	1.0	0-	--	--	-	-	--	-
14	Darrell Monroe.....	2	1	1	2.0	0-	--	--	-	-	--	-
9	Drew Powell.....	6	1	0	1.0	0-	--	--	-	-	--	-
20	Dexter Reese.....	3	1	2	3.0	0-	--	--	2	-	--	-
Totals		13	-	181	599.0	71-274	25-129	18-227	50	7	9-56	8
Opponent		13	-	119	448.0	15-32	3-13	5-25	19	6	7-31	2

2019 SEASON IN REVIEW

MILESTONES



2019 SEASON IN REVIEW

GAME 1: FEBRUARY 24, 2019, @ GREEN BAY BLIZZARD



SAFETY SEALS RATTLEERS VICTORY OVER STORM

Green Bay, Wisc. - The six-time world champion Arizona Rattlers (1-0) won their first game of the 2019 Indoor Football League season with a 51-21 win over the Green Bay Blizzard (0-1) at the Resch Center in Green Bay, Wisconsin. This is the only time the Rattlers will face the Blizzard this season.

The Rattlers defense came out strong only allowing 21 points in the game and started the scoring off with a safety by DL Josh Gordon. The Rattlers secondary came away with three interceptions, one each by DB Allen Chapman, DB Devin Cockrell, and DB Phillip Henry. The defensive line also had a good night racking up four sacks in total, three by Gordon and one by LB Ricky Wyatt Jr.

Offensively, Arizona played both Quarterbacks, Jeff Ziemba got the start and Verlon Reed Jr. started the whole second half. Ziemba finished the day going 10-for-13, 97 yards and a touchdown. Reed completed four of five for 51 yards. Both Quarterbacks did throw an interception. Rushing for the Rattlers, RB Jabre Lolley, rushed for 88 yards off 14 attempts and scored three touchdowns.

The Rattlers took a nine point lead early after registering a safety by Gordon and then an eight yard touchdown run by Lolley.

The Blizzard scored their first points late in the first from a 14-yard pass from QB Lenorri Footman to Kezlow Smith.

The Rattlers extended their lead again to nine off of a four-yard pass from Ziemba to Lolley. Green Bay again closed the gap from a 35-yard pass from Footman to WR B.J. Hill.

The Rattlers finished off the scoring in the first half off a four-yard run by Ziemba. The Third Quarter was all Rattlers scoring off of a 12-yard run by Reed and a 5-yard run by Lolley.

The Blizzard scored their final points of the game after a one-yard pass from Footman to Smith.

Arizona would score two more times in the fourth, a seven-yard run by Reed and a one-yard run by Lolley.

ARI 51
GB 21

SCORES BY QUARTER

	1	2	3	4	SCORE
ARI	9	14	14	14	51
GB	7	7	0	7	21

2019 SEASON IN REVIEW

GAME 1: FEBRUARY 24, 2019, @ GREEN BAY BLIZZARD



STADIUM

Phoenix Suns Arena

ATTENDANCE

12,477

KICKOFF TIME

3:05

END OF GAME

5:49

TOTAL ELAPSED TIME

2:44

REFEREE

Reed Brotherton

UMPIRE

Todd Evans

LINESMAN

K. Wolf

LINE JUDGE

Andy Warner

BACK JUDGE

Kevin Keiser

SCORING SUMMARY

1st	10:32 Arizona Rattlers - Team safety	2 - 0
	07:25 Arizona Rattlers - Jabre Lolley 8 yd run. (Jimmy Camacho kick is good).	
	Drive: 4 plays, 41 yards in 2:50.	9 - 0
	02:59 Green Bay Blizzard - Kezlow Smith 14 yd pass from Lenorri Footman. (Cody Barber kick is good).	
	Drive: 7 plays, 45 yards in 4:10.	9 - 7
2nd	14:47 Arizona Rattlers - Jabre Lolley 4 yd pass from Jeff Ziemba. (Jimmy Camacho kick is good).	
	Drive: 5 plays, 41 yards in 2:53.	16 - 7
	13:53 Green Bay Blizzard - BJ Hill 35 yd pass from Lenorri Footman. (Cody Barber kick is good).	
	Drive: 1 plays, 35 yards in 0:24.	16 - 14
	07:54 Arizona Rattlers - Jeff Ziemba 4 yd run. (Jimmy Camacho kick is good).	
	Drive: 8 plays, 40 yards in 5:13.	23 - 14
3rd	10:15 Arizona Rattlers - Verlon Reed Jr. 12 yd run. (Jimmy Camacho kick is good).	
	Drive: 6 plays, 30 yards in 4:37.	30 - 14
	01:18 Arizona Rattlers - Jabre Lolley 5 yd run. (Jimmy Camacho kick is good).	
	Drive: 4 plays, 37 yards in 1:23.	37 - 14
4th	14:20 Green Bay Blizzard - Kezlow Smith 1 yd pass from Lenorri Footman. (Cody Barber kick is good).	
	Drive: 3 plays, 25 yards in 1:16.	37 - 21
	12:00 Arizona Rattlers - Verlon Reed Jr. 7 yd run. (Jimmy Camacho kick is good).	
	Drive: 3 plays, 24 yards in 1:43.	44 - 21
	01:31 Arizona Rattlers - Jabre Lolley 1 yd run. (Jimmy Camacho kick is good).	
	Drive: 6 plays, 45 yards in 3:20.	51 - 21

	ARI	GB
FIRST DOWNS	24	15
RUSHES-YARDS (NET)	26-132	15-86
PASSING YDS (NET)	145	124
Passes Att-Comp-Int	18-14-2	29-13-3
TOTAL OFFENSE PLAYS-YARDS	44-277	44-210
Fumble Returns-Yards	0-0	1-0
Punt Returns-Yards	1-24	0-0
Kickoff Returns-Yards	5-93	6-73
Interception Returns-Yards	3-33	2-16
Fumbles-Lost	1-1	0-0
Penalties-Yards	12-98	6-41
Possession Time	28:59	31:01
Third-Down Conversions	50% (2 of 4)	18% (2 of 11)
Fourth-Down Conversions	100% (2 of 2)	50% (2 of 4)
Red-Zone Scores-Chances	6-8	2-4
Sacks By: Number-Yards	4-27	1-3

RUSHING: Arizona Rattlers - Jabre Lolley 14-88; Verlon Reed Jr. 4-30; Jeff Ziemba 3-12; Jarrod Harrington 3-5; Jamal Miles 1-1; Dezmon Epps 1-2. Green Bay Blizzard - Lenorris Footman 10-85; B.J Hill 2-11; Kamal Cass 2--2; Levi Copelin 1--8

PASSING: Jeff Ziemba 13-10-1-97; Verlon Reed Jr. 5-4-1-51; TEAM 0-0-0--3. Green Bay Blizzard - Lenorris Footman 26-12-2-147; Justin Billiot 3-1-1-4; TEAM 0-0-0--27.

RECEIVING: Anthony Amos 4-61; Dezmon Epps 3-51; Jarrod Harrington 3-21; Jabre Lolley 2-8; Jamal Miles 2-7. Green Bay Blizzard - B.J Hill 5-94; Kezlow Smith 3-23; Levi Copelin 4-21; Keshawn Taylor 1-13.

INTERCEPTIONS: Allen Chapman 1-1; Devin Cockrell 1-0; Phillip Henry 1-32. Green Bay Blizzard - Marquez Gollman 2-16.

FUMBLES: Arizona Rattlers - Jabre Lolley 1-1. Green Bay Blizzard - None.

SACKS (UA-A): Arizona Rattlers - Ricky Wyatt Jr. 1-0; Joshua Gordon 3-0. Green Bay Blizzard - Truett Box 1-0

2019 SEASON IN REVIEW

GAME 2: MARCH 3 2019, VS. CEDAR RAPID RIVER KINGS



CDR 37

ARI 81

SCORES BY QUARTER

	1	2	3	4	SCORE
CDR	10	17	3	7	37
ARI	27	26	14	14	81

RATTLERS ROUT RIVER KINGS; 81-37

PHOENIX – The Arizona Rattlers (2-0) opened the home portion of the 2019 Indoor Football League (IFL) season in convincing fashion with an 81-37 victory over the Cedar Rapids River Kings (0-2) in front of 14,470 fans at Talking Stick Resort Arena on Sunday.

The Rattlers offense exploded for 12 touchdowns on 359 yards of total offense. RB Jabre Lolley led the way on offense with 157 all-purpose yards and six touchdowns. QB Verlon Reed Jr. went 6-of-7 passing for 120 yards, three passing touchdowns and a rushing touchdown. QB Jeff Ziemba came in for the second half and threw for 75 yards and two touchdowns.

On defense for Arizona, DL Joshua Gordon had two more sacks and DL Nikolaus D'Avanzo had a sack and a blocked field goal. Rattlers Head Coach and General Manager Kevin Guy liked what he saw defensively where they had to have some offensive players fill in.

"We had to bring Holland, one of our offensive line, over to play d-line, we brought Epps in to play some snaps on defensive back in the second half. I was pretty pleased with how they played," Guy said.

Lolley has had an impressive start to his rookie season, compiling 10 touchdowns in his first two games. He and Ziemba were teammates at both St. Mark's High School and at Shepherd University. Lolley said Ziemba helped introduced him to the Rattlers in the off-season.

"I came out here and it really was a good fit," Lolley said. "I appreciate him seeing something that I can accomplish."

For Cedar Rapids, QB Kurt Palandech was 15-of-27 passing for 114 yards, two touchdowns and one interception. RB Nathaniel Chavious had 16 carries for 89 yards and one touchdown.

The Rattlers struck for two touchdowns early, thanks to the work of their special teams. Jarrod Harrington returned the opening kickoff all the way to the Cedar Rapids 19-yard line. Two plays later, Lolley scored on a 5-yard run to give the Rattlers a quick 7-0 lead. Following a 50-yard field goal from Cedar Rapids kicker Henry Nell, Dezmon Epps returned the ensuing kickoff for a touchdown to give Arizona a 14-3 lead just 4:03 into the contest.

On the ensuing River Kings' possession, Davontae Merriweather appeared to get the ball back on an interception, but a fumble allowed Cedar Rapids to continue the drive. Arizona's defense held Cedar Rapids to another Nell field goal try, which missed wide left.

The Rattlers would score again the following drive as Reed found Epps for a 34-yard touchdown pass to increase the lead to 18.

The River Kings would get their first touchdown late in the first quarter on a five-play drive ending with a 1-yard run by Nathaniel Chavious. Nell would convert the extra point to cut the Rattlers' lead to 21-10. Arizona would score their fourth touchdown of the period as Reed ran 44 yards for the score. Jimmy Camacho would miss the extra point attempt to keep the score 27-10 at the end of the first quarter.

Cedar Rapids would open the scoring in the second as Palandech found Kahri Kimbrough for a 10-yard touchdown pass, pulling the River Kings back within 10.

Arizona would tack on another six points on the following drive, a five-play, 45-yard possession capped off by a Jamal Miles 4-yard run. On the following kickoff, Arizona would recover an onside kick attempt. Three plays later, Lolley would score his second rushing touchdown on a 6-yard carry to put Arizona up 39-17 with 6:34 left in the half.

The River Kings would answer quickly as Palandech ran the ball 25 yards for a touchdown.

After another strong kickoff return by Harrington, Reed would find Anthony Amos for an 18-yard touchdown to give Arizona a 46-24 lead.

Cedar Rapids' next drive would get down to the Arizona 4-yard line but the Rattlers' defense would hold the River Kings to another Nell field goal.

With seven seconds left in the first half, Reed would connect with Lolley for a 36-yard touchdown pass.

The River Kings would start the second half with the ball and drove deep into Arizona territory, but the Rattlers would make another goal-line stand and force Cedar Rapids to turn the ball over on downs.

The Rattlers' offense would pick up right where it left off on their next possession. Ziemba would start the drive with a 6-yard run and then followed up with a 41-yard touchdown pass to Amos, putting Arizona up 60-27.

Nell would connect on another long field goal, a 43-yard attempt, to cut the Rattlers' lead to 30. Arizona would once again score immediately on their next drive, with Lolley scoring his fourth touchdown of the game on a 34-yard reception from Ziemba.

Nell attempted another 43-yard field goal but the kick was blocked and recovered by D'Avanzo. The Rattlers would score to begin the fourth quarter as Lolley ran it in from 15 yards out.

The River Kings would get back in the end zone as Palandech found Marquel Wade for a 6-yard score.

Following a Cedar Rapids penalty that put Arizona at the River Kings' 5-yard line, Lolley would close out the scoring with his sixth touchdown of the game.

2019 SEASON IN REVIEW

GAME 2: MARCH 3 2019 VS. CEDAR RAPID RIVER KINGS



STADIUM

Phoenix Suns Arena

ATTENDANCE

14,470

REFEREE

Reed Brotherton

UMPIRE

Todd Evans

LINESMAN

Kevin Kieser

LINE JUDGE

David Ross

BACK JUDGE

Kainan Kieser

SCORING SUMMARY

1st	14:06 Arizona Rattlers - Jabre Lolley 5 yd run. (Jimmy Camacho kick is good). Drive: 2 plays, 19 yards in 0:54.	0 - 7
	11:07 Cedar Rapids River Kings - Henry Nell 50 yd field goal. Drive: 4 plays, 7 yards in 2:29.	3 - 7
	10:57 Arizona Rattlers - Dezmon Epps 54 yd kickoff return. (Jimmy Camacho kick is good). 04:47 Arizona Rattlers - Dezmon Epps 34 yd pass from Verlon Reed Jr. (Jimmy Camacho kick is good). Drive: 2 plays, 45 yards in 1:08.	3 - 14
	01:38 Cedar Rapids River Kings - N. Chavious 1 yd run. (Henry Nell kick is good). Drive: 5 plays, 45 yards in 2:32.	10 - 21
	00:37 Arizona Rattlers - Verlon Reed Jr. 44 yd run. (Jimmy Camacho kick failed). Drive: 1 plays, 44 yards in 0:32.	10 - 27
2nd	12:08 Cedar Rapids River Kings - Kahri Kimbrough 10 yd pass from Kurt Palandech. (Henry Nell kick is good). Drive: 4 plays, 32 yards in 2:52.	17 - 27
	08:46 Arizona Rattlers - Jamal Miles 4 yd run. (Jimmy Camacho kick failed). Drive: 5 plays, 45 yards in 2:51.	17 - 33
	06:34 Arizona Rattlers - Jabre Lolley 6 yd run. Drive: 3 plays, 36 yards in 1:39.	17 - 39
	05:37 Cedar Rapids River Kings - Kurt Palandech 25 yd run. (Henry Nell kick is good). Drive: 1 plays, 25 yards in 0:24.	24 - 39
	02:53 Arizona Rattlers - Anthony Amos 18 yd pass from Verlon Reed Jr. (Jimmy Camacho kick is good). Drive: 3 plays, 18 yards in 2:01.	24 - 46
	00:21 Cedar Rapids River Kings - Henry Nell 19 yd field goal. Drive: 7 plays, 24 yards in 2:32.	27 - 46
	00:07 Arizona Rattlers - Jabre Lolley 36 yd pass from Verlon Reed Jr. (Jimmy Camacho kick is good). Drive: 1 plays, 36 yards in 0:14.	27 - 53
3rd	08:14 Arizona Rattlers - Anthony Amos 41 yd pass from Jeff Ziemba. (Jimmy Camacho kick is good). Drive: 2 plays, 47 yards in 0:40.	27 - 60
	05:13 Cedar Rapids River Kings - Henry Nell 43 yd field goal. Drive: 4 plays, 4 yards in 2:23.	30 - 60
	04:38 Arizona Rattlers - Jabre Lolley 34 yd pass from Jeff Ziemba. (Jimmy Camacho kick is good). Drive: 1 plays, 34 yards in 0:35.	30 - 67
4th	14:48 Arizona Rattlers - Jabre Lolley 15 yd run. (Jimmy Camacho kick is good). Drive: 1 plays, 15 yards in 0:23.	30 - 74
	09:49 Cedar Rapids River Kings - Marquel Wade 6 yd pass from Kurt Palandech. (Henry Nell kick is good). Drive: 6 plays, 39 yards in 4:26.	37 - 74
	06:00 Arizona Rattlers - Jabre Lolley 5 yd run. (Jimmy Camacho kick is good). Drive: 5 plays, 24 yards in 3:35.	37 - 81

	CED	ARI
FIRST DOWNS	22	20
RUSHES-YARDS (NET)	26-135	18-164
PASSING YDS (NET)	114	195
PASSES ATT-COMP-INT	29-15-1	10-8-0
TOTAL OFFENSE PLAYS-YARDS	55-249	28-359
Fumble Returns-Yards	1-0	0-0
Punt Returns-Yards	0-0	0-0
Kickoff Returns-Yards	10-157	7-164
Interception Returns-Yards	0-0	1--2
Fumbles-Lost	0-0	1-1
Penalties-Yards	2-10	8-34
Possession Time	39:59	20:01
Third-Down Conversions	22% (2/9)	100% (1/1)
Fourth-Down Conversions	0%	0%
Red-Zone Scores-Chances	4-5	4-4
Sacks By: Number-Yards	0-0	3-3

RUSHING: Cedar Rapids River Kings - Nathaniel Chavious 16-89; Kurt Palandech 7-42; Ben Wilkerson 3-4. Arizona Rattlers - Jabre Lolley 10-87; Verlon Reed Jr. 2-44; Jarrod Harrington 1-14; Dezmon Epps 1-11; Jamal Miles 1-4; Jeff Ziemba 3-4.

PASSING: Cedar Rapids River Kings - Kurt Palandech 27-15-1-114; Ben Wilkerson 2-0-0-0. Arizona Rattlers - Verlon Reed Jr. 7-6-0-120; Jeff Ziemba 3-2-0-75.

RECEIVING: Cedar Rapids River Kings - Marquel Wade 5-41; Nathaniel Chavious 6-36; Rickey Galvin 2-20; Kahri Kimbrough 1-10; Jordan Smith 1-7. Arizona Rattlers - Jabre Lolley 2-70; Anthony Amos 3-64; Dezmon Epps 1-34; Jamal Miles 1-14; Jarrod Harrington 1-13.

INTERCEPTIONS: Cedar Rapids River Kings - None. Arizona Rattlers - Davontae Merriweather 1--2.

FUMBLES: Cedar Rapids River Kings - None. Arizona Rattlers - Davontae Merriweather 1-1.

SACKS (UA-A): Cedar Rapids River Kings - None. Arizona Rattlers - Nikolaus D'Avanzo 1-0; Joshua Gordon 2-0.

2019 SEASON IN REVIEW

GAME 3: MARCH 16, 2019, VS. TUCSON SUGAR SKULLS



RATTLEERS STRIKE DOWN SUGAR SKULLS; 63-28

PHOENIX – The Arizona Rattlers (3-0) won their first ever meeting against an in-state opponent, defeating the Tucson Sugar Skulls (2-1) 63-28 in front of 16,110 fans at Talking Stick Resort Arena on Saturday.

The victory was fueled by a 28-point second quarter, turning a 7-7 deadlock into a 42-14 Rattler lead at halftime.

“I thought the (Tucson) coaching staff did some good things that we weren't ready for and we kind of adjusted as the game went on,” Rattlers Head Coach and General Manager Kevin Guy said. “As we got a feel for them and got the turnovers, then the game got a little stronger.”

Rattlers QB Verlon Reed Jr. was 7-of-12 passing for 121 yards and three touchdowns, and also ran for 33 yards on five carries and two rushing touchdowns. RB Jabre Lolley also had two rushing touchdowns and a receiving touchdown. Reed said that despite the slow start to the game, they were able to get things turned around.

“Once we got the ball rolling, we started getting some turnovers and started speeding up the clock, I think the game started to swing in our favor,” Reed said. “We just took momentum and we made sure that we kept it for the rest of the game.”

“Offensively for Tucson, RB Mike Jones led the way with 63 rushing yards and two touchdowns on nine carries.

Arizona’s defense came up with another strong performance, holding their opponent to fewer than 30 points for the second time in three games. LB Davontae Merriweather and DL Lance McDowdell both came up with a fumble recovery, while DL Chris McAllister and DL Nikolaus D’Avanzo both had a sack.

“We put in a lot of work, we’re staying focused, and we know what we got to do,” Merriweather said. “We just got to keep practicing.”

For the Sugar Skulls, LB Zach Allen led the team with 11 tackles.

Tucson started with the ball and drove down the field, but Arizona’s defense held them to a field goal attempt by K Diego Marquez, who missed.

After a three-and-out by the Rattlers offense, the Sugar Skulls would get on the board first with a 2-yard run by Jones. Arizona would answer back as Reed found WR Dezmon Epps for a 26-yard touchdown pass to tie the game at 7-7.

The Rattlers would take the lead early in the second quarter with 14 points in the span of 1:08. First, D’Avanzo blocked a Marquez field goal kick and DB Dillion Winfrey recovered the ball in the end zone for a touchdown. Then, after McDowdell forced a fumble and recovered the ball, Reed would score on a 3-yard run, putting the Rattlers up 21-7.

The Sugar Skulls would counter with a 16-yard touchdown run by QB Matt Behrendt. On the next Rattlers possession, Reed would find WR Markis Sumpter for a 13-yard pass to restore Arizona’s 14-point advantage.

The Rattlers would add on another seven points in the final minute of the half as Reed threw his third touchdown pass of the game, finding Lolley for a 29-yard completion. Arizona started the second half with the ball.

After Reed found WR Jamal Miles for a completion on fourth-and-10 to keep the drive going, Reed would run it in from the 7 to give the Rattlers a 42-14 lead.

QB Jeff Ziemba would come into the game with 6:07 left in the third quarter and extended Arizona’s lead with a 7-yard touchdown run. The Rattlers would score twice early in the fourth quarter. First, Lolley would run 25 yards to put Arizona up 56-21. Then, on the ensuing kickoff, Epps would force a fumble that Merriweather recovered. Two plays later, Lolley scored from 3 yards out to give Arizona a 42-point lead.

Tucson would get the last score of the contest with QB Jake Medlock finding WR Jarid Brown for a 22-yard touchdown pass.

TUC 28
ARI 63

SCORES BY QUARTER

	1	2	3	4	SCORE
TUC	7	7	7	7	28
ARI	7	28	14	14	63

2019 SEASON IN REVIEW

GAME 3: MARCH 16 2019, VS. TUSCON SUGAR SKULLS



STADIUM

Phoenix Suns Arena

ATTENDANCE

16,110

REFEREE

Reed Brotherton

UMPIRE

Todd Evans

LINESMAN

Mark Warner

LINE JUDGE

David Ross

BACK JUDGE

Johnny Price

SCORING SUMMARY

1st	04:35 Tucson Sugar Skulls - Mike Jones 2 yd run. (Diego Marquez kick is good). Drive: 6 plays, 45 yards in 2:46.	7 - 0
	02:43 Arizona Rattlers - Dezmon Epps 26 yd pass from Verlon Reed Jr. (Jimmy Camacho kick is good). Drive: 3 plays, 32 yards in 1:28.	7 - 7
2nd	13:06 Arizona Rattlers - FG blocked, returned 0 by TEAM for TD. (Jimmy Camacho kick is good).	7 - 14
	11:58 Arizona Rattlers - Verlon Reed Jr. 3 yd run. (Jimmy Camacho kick is good). Drive: 2 plays, 7 yards in 1:08.	7 - 21
	08:25 Tucson Sugar Skulls - Matt Behrendt 16 yd run. (Diego Marquez kick is good). Drive: 5 plays, 29 yards in 3:04.	14 - 21
	05:50 Arizona Rattlers - Markis Sumpter 13 yd pass from Verlon Reed Jr. (Jimmy Camacho kick is good). Drive: 3 plays, 30 yards in 2:03.	14 - 28
	00:49 Arizona Rattlers - Jabre Lolley 29 yd pass from Verlon Reed Jr. (Jimmy Camacho kick is good). Drive: 3 plays, 45 yards in 0:41.	14 - 35
3rd	09:23 Arizona Rattlers - Verlon Reed Jr. 7 yd run. (Jimmy Camacho kick is good). Drive: 8 plays, 45 yards in 5:37.	14 - 42
	02:30 Arizona Rattlers - Jeff Ziemba 7 yd run. (Jimmy Camacho kick is good). Drive: 6 plays, 45 yards in 3:37.	14 - 49
	00:38 Tucson Sugar Skulls - Mike Jones 11 yd run. (Diego Marquez kick is good). Drive: 3 plays, 13 yards in 1:45	21 - 49
4th	14:53 Arizona Rattlers - Jabre Lolley 25 yd run. (Jimmy Camacho kick is good). Drive: 1 plays, 25 yards in 0:46.	21 - 56
	13:00 Arizona Rattlers - Jabre Lolley 3 yd run. (Jimmy Camacho kick is good). Drive: 2 plays, 5 yards in 1:14.	21 - 63
	04:42 Tucson Sugar Skulls - Rico Brown 22 yd pass from Jake Medlock. (Diego Marquez kick is good). Drive: 10 plays, 43 yards in 7:47.	28 - 63

	TUC	ARI
FIRST DOWNS	13	16
RUSHES-YARDS (NET)	22-117	23-116
PASSING YDS (NET)	82	145
Passes Att-Comp-Int	26-12-0	14-9-0
TOTAL OFFENSE PLAYS-YARDS	50-199	37-261
Fumble Returns-Yards	0-0	2-0
Punt Returns-Yards	0-0	0-0
Kickoff Returns-Yards	10-123	4-100
Interception Returns-Yards	0-0	0-0
Fumbles-Lost	2-2	0-0
Penalties-Yards	7-37	7-84
Possession Time	33:47	26:13
Third-Down Conversions	43% (6 of 14)	50% (3 of 6)
Fourth-Down Conversions	100% (2 of 2)	100% (1 of 1)
Red-Zone Scores-Chances	1-2	4-4
Sacks By: Number-Yards	0-0	2-11

RUSHING: Tucson Sugar Skulls - Mike Jones 9-63; Matt Behrendt 11-40; Brandon Sampson 2-14. Arizona Rattlers - Jabre Lolley 11-61; Verlon Reed Jr. 5-33; Jamal Miles 3-14; Jeff Ziemba 3-4; Jarrod Harrington 1-4.

PASSING: Tucson Sugar Skulls - Jake Medlock 12-6-0-56; Matt Behrendt 14-6-0-37; TEAM 0-0-0--11. Arizona Rattlers - Verlon Reed Jr. 12-7-0-121; Jeff Ziemba 2-2-0-24.

RECEIVING: Tucson Sugar Skulls - Donovan Rasberry 5-37; Rico Brown 2-26; Shaq Curenton 3-22; Mike Jones 1-5; Brandon Sampson 1-3. Arizona Rattlers - Jabre Lolley 2-40; Jarrod Harrington 3-38; Dezmon Epps 1-26; Markis Sumpter 2-26; Jamal Miles 1-15

INTERCEPTIONS: Green Bay Blizzard-None. Arizona Rattlers-Chapman, Allen 2-23; Brown, Arkeith 1-2.

FUMBLES: Green Bay Blizzard-Metz, Robert 1-1; Lemay, Christia 1-1. Arizona Rattlers-Ziemba, Jeff 1-1; Thornton, Shadrach 1-1.

SACKS (UA-A): Tucson Sugar Skulls - None. Arizona Rattlers - Chris McAllister 1-0; Nikolaus D'Avanzo 1-0

2019 SEASON IN REVIEW

GAME 4: MARCH 31 2019, VS. SIOUX FALLS STORM



SFS 40
ARI 58

SCORES BY QUARTER

	1	2	3	4	SCORE
SFS	13	10	10	7	40
ARI	14	16	14	14	58

RATTLERS CONQUER THE STORM; 58-40

PHOENIX – The Arizona Rattlers defeated the visiting Sioux Falls Storm 58-40 to improve to 4-0 on the season in front of 12,265 fans inside the Talking Stick Resort Arena on Sunday afternoon.

Not only do the Rattlers now stand in first place of the Indoor Football League standings, but the victory secured Head Coach and General Manager Kevin Guy's 200th win of his coaching career.

"I've felt like we've reached these goals as an organization," said Guy. "I've had a lot of good people around me. We've hired good people here. Our coaches have been a huge part of it and obviously the players have been a huge part of it because they got to get it done on the field. The players have to go out and execute, and I think that speaks on behalf of our (coaching) staff and what kind of players we've recruited over the years, and it speaks to the ownership and what kind of ownership we got. I'm very humbled."

Quarterback Jeff Ziemba filled in after Verlon Reed Jr. left the game, and he accounted for three total touchdowns versus Sioux Falls.

"They're one of the best teams in the league," Ziemba said. "And you got to be happy any time you beat them."

The Arizona Rattlers held Sioux Falls to only 127 yards of total offense and forced four turnovers. Dual-threat Storm QB Lorenzo Brown Jr. passed for only 86 yards and nine rushing yards.

Defensive lineman Chris McAllister finished with one sack on Brown Jr. and one fumble recovery in the victory.

"Being conscious of [Brown Jr.] when you rush the passer because he's a guy that will find the escape lane if you give him one," said McAllister. "So when you're rushing, you want to beat the guy, but you also have to be aware to not give up contain on the quarterback and give him room to run."

A 41-yard opening kickoff return by wide receiver Dezmon Epps set up the Rattlers opening drive. Two plays later, Verlon Reed Jr. tossed a nine-yard touchdown pass to Jarrod Harrington who had to leap over his defender to secure the catch. Jimmy Camacho's PAT gave the Rattlers a 7-0 lead.

The Sioux Falls Storm answered right back on their second play from scrimmage with a 38-yard touchdown pass from Lorenzo Brown Jr. to Brandon Sheperd. Miles Bergner's extra point was missed, and the Storm were down 7-6 early.

On Arizona's ensuing possession, Reed Jr. scrambled twice for 20-yards which helped setup a one-yard touchdown scamper by running back Jabre Lolley (his 10th rushing TD of the season). Camacho's successful extra point pushed their lead to 14-6 in the first quarter.

Sioux Falls however, would respond with a five play, 38-yard touchdown drive. Aided by two penalties by the Rattlers defense, Storm running back Calen Campbell took the handoff eight-yards for a touchdown narrowing Arizona's lead to 14-13.

On the next Rattlers possession, quarterback Jeff Ziemba's pass was intercepted by Storm defensive back Matt McKoy (his second interception of the season).

After the interception, the Storm took over on the Arizona 21-yard line, and running back Calen Campbell took the handoff six-yards for a touchdown to give Sioux Falls a 20-13 lead.

The Rattlers would quickly counter with a four play, 25-yard touchdown drive. Wide receiver Dezmon Epps caught two passes on the series which helped set up a 10-yard rushing score for QB Jeff Ziemba. Camacho's PAT was failed, and the score was all knotted up at 20 early in the second quarter.

On the ensuing Storm possession, they were stuffed offensively. A sack by defensive lineman Ricky Wyatt Jr. forced kicker Miles Bergner to attempt a 54-yard field goal, which he missed short which was returned 42-yards by Dezmon Epps.

Two plays later for Arizona, versatile wide receiver/running back Jamal Miles took the handoff from Ziemba and punched it in from four-yards out for another Rattlers touchdown which pushed their lead to 27-20 with 4:30 left before halftime.

Arizona's defense was able to hold the Storm to another field goal attempt on their next offensive series, and this time, Miles Bergner's 38-yard field goal attempt was good to make it 27-23 with one minute before the half.

The Rattlers responded as Jimmy Camacho nailed a 17-yard field goal try to give the Rattlers a 30-23 lead going into the locker room.

Sioux Falls received the opening kickoff after halftime, and immediately coughed up the football on a bad snap. Bandit Davontae Merriweather scooped up the loose ball and ran it in 12-yards for a touchdown. The Rattlers pushed their lead to 37-23 with 13:18 left in the third quarter.

Following the Rattlers defensive score, Storm RB Calen Campbell took the ensuing kickoff 56-yards for a touchdown, narrowing the deficit to seven.

The Rattlers got the ball back, but Lolley fumbled the football after absorbing a hit from Sioux Falls DB Matt McKoy on the first play of the series. The loose ball was recovered by the Storm.

Following the turnover, the Storm had to settle for a field goal attempt after QB Lorenzo Brown Jr. was brought down for a sack by Rattlers DL Chris McAllister. Bergner's kick was good and narrowed Arizona's lead to four midway through the third.

Jeff Ziemba connected with Dezmon Epps for 13 yards, and two penalties on the Sioux Falls defensive unit helped set up a two-yard rushing score by Ziemba (his second of the game) to put the Rattlers up 44-33.

On the following Storm possession, they promptly gave the ball back to the Rattlers after a fumble which was recovered by McAllister.

Four plays following the fumble recovery, Jeff Ziemba ran it in for his third rushing score of the game to push Arizona's advantage to 51-33 early in the fourth.

Storm QB Lorenzo Brown Jr. promptly gave the ball back to the Rattlers after his deep pass attempt was intercepted by defensive back Allen Chapman, his second interception of the season.

Both the Rattlers and the Storm traded turnovers, as both quarterbacks threw interceptions. First, Ziemba's pass was intercepted by Trey Dickerson, and then Brown Jr.'s was snatched by Phillip Henry.

Arizona would capitalize off Sioux Fall's turnover on the following play when Ziemba found Jamal Miles in the corner of the end zone for his second touchdown of the game. The TD extended the Rattlers' lead to 58-33 midway through the fourth.

The Storm got back on the scoreboard following a one-yard run by Brandon Sheperd to make the score 58-40 with one minute left in the fourth.

2019 SEASON IN REVIEW

GAME 4: MARCH 31, 2019, VS. SIOUX FALLS STORM



STADIUM

Phoenix Suns Arena

ATTENDANCE

12,265

REFEREE

Reed Brotherton

UMPIRE

Mark Warner

LINESMAN

David Ross

LINE JUDGE

Andy Warner

BACK JUDGE

Kainan Kieser

SCORING SUMMARY

1st	12:55 Arizona Rattlers - Jarrod Harrington 9 yd pass from Verlon Reed Jr. (Jimmy Camacho kick is good). Drive: 2 plays, 15 yards in 2:05.	0 - 7
	11:22 Sioux Falls Storm - Brandon Sheperd 38 yd pass from L. Brown Jr. (Miles Bergner kick failed). Drive: 2 plays, 43 yards in 1:04.	6 - 7
	08:05 Arizona Rattlers - Jabre Lolley 1 yd run. (Jimmy Camacho kick is good). Drive: 5 plays, 30 yards in 2:42.	6 - 14
	04:09 Sioux Falls Storm - Calen Campbell 8 yd run. (Miles Bergner kick is good). Drive: 5 plays, 38 yards in 3:22.	13 - 14
2nd	14:53 Sioux Falls Storm - Calen Campbell 6 yd run. (Miles Bergner kick is good). Drive: 3 plays, 21 yards in 1:35.	20 - 14
	11:55 Arizona Rattlers - Jeff Ziemba 10 yd run. (Jimmy Camacho kick failed). Drive: 4 plays, 25 yards in 2:21.	20 - 20
	05:02 Arizona Rattlers - Jamal Miles 4 yd run. (Jimmy Camacho kick is good). Drive: 2 plays, 16 yards in 1:33.	20 - 27
	01:07 Sioux Falls Storm - Miles Bergner 38 yd field goal. Drive: 5 plays, 17 yards in 3:17.	23 - 27
	00:08 Arizona Rattlers - Jimmy Camacho 17 yd field goal. Drive: 5 plays, 43 yards in 1:00.	23 - 30
3rd	13:18 Arizona Rattlers - D. Merriweather 0 yd fumble return. (Jimmy Camacho kick is good).	23 - 37
	13:11 Sioux Falls Storm - Calen Campbell 56 yd kickoff return. (Miles Bergner kick is good).	30 - 37
	07:20 Sioux Falls Storm - Miles Bergner 38 yd field goal. Drive: 6 plays, 7 yards in 4:34.	33 - 37
	03:38 Arizona Rattlers - Jeff Ziemba 2 yd run. (Jimmy Camacho kick is good). Drive: 5 plays, 45 yards in 3:40.	33 - 44
4th	15:00 Arizona Rattlers - J. Harrington 2 yd pass from S. Augustine. (Jimmy Camacho kick is good). Drive: 4 plays, 19 yards in 3:34.	33 - 51
	07:15 Arizona Rattlers - Jamal Miles 23 yd pass from Jeff Ziemba. (Jimmy Camacho kick is good). Drive: 2 plays, 28 yards in 1:15.	33 - 58
	01:46 Sioux Falls Storm - Brandon Sheperd 1 yd run. (Miles Bergner kick is good). Drive: 7 plays, 30 yards in 4:45.	40 - 58

	SF	ARI
FIRST DOWNS	16	22
RUSHES-YARDS (NET)	21-50	22-93
PASSING YDS (NET)	77	154
Passes Att-Comp-Int	13-6-2	19-14-2
TOTAL OFFENSE PLAYS-YARDS	36-127	41-247
Fumble Returns-Yards	1-0	2-0
Punt Returns-Yards	0-0	1-42
Kickoff Returns-Yards	9-152	5-88
Interception Returns-Yards	2-14	2-0
Fumbles-Lost	2-2	1-1
Penalties-Yards	12-77	16-132
Possession Time	29:09	30:51
Third-Down Conversions	40% (2 of 5)	33% (1 of 3)
Fourth-Down Conversions	0% (0 of 0)	0% (0 of 1)
Red-Zone Scores-Chances	3-3	7-8
Sacks By: Number-Yards	0-0	2-9

RUSHING: Sioux Falls Storm - Calen Campbell 7-33; Lorenzo Brown Jr. 11-9; Brandon Sheperd 2-5; John Prather 1-3. Arizona Rattlers - Verlon Reed Jr. 3-32; Jabre Lolley 7-26; Jamal Miles 3-17; Jeff Ziemba 6-11; Dezmon Epps 3-7.

PASSING: Sioux Falls Storm - Lorenzo Brown Jr. 13-6-2-86; TEAM 0-0-0--9. Arizona Rattlers - Jeff Ziemba 17-12-2-143; Verlon Reed Jr. 1-1-0-9; Sheldon Augustine 1-1-0-2.

RECEIVING: Sioux Falls Storm - Brandon Sheperd 2-54; Damian Ford 3-29; Tra'Von Chapman 1-3. Arizona Rattlers - Jarrod Harrington 6-75; Dezmon Epps 5-44; Jamal Miles 3-35.

INTERCEPTIONS: Sioux Falls Storm - Tre Dickerson 1-0; Matt McKoy 1-14. Arizona Rattlers - Allen Chapman 1-0; Phillip Henry 1-0.

FUMBLES: Sioux Falls Storm - Lorenzo Brown Jr. 2-2. Arizona Rattlers - Jabre Lolley 1-1.

SACKS (UA-A): Sioux Falls Storm - None. Arizona Rattlers - Chris McAllister 0-1; Ricky Wyatt Jr. 1-1.

2019 SEASON IN REVIEW

GAME 5: APRIL 6, 2019, VS SAN DIEGO STRIKE FORCE



SD 58

ARI 91

SCORES BY QUARTER

	1	2	3	4	SCORE
SD	7	21	7	23	58
ARI	28	28	14	21	91

RATTLEERS GROUND STRIKE FORCE; 91-58

PHOENIX – The Arizona Rattlers (5-0) wrapped up their four-game homestand with a 91-58 victory over the San Diego Strike Force (0-6) at Talking Stick Resort Arena on Saturday.

The 91 points set an all-time Rattlers record; the previous record was 86 points on May 19, 2012 on the road against the Utah Blaze in the Arena Football League. Arizona's previous home record for scoring was 84, done twice, most recently against the Cedar Rapids Titans on April 28, 2018. Arizona K Jimmy Camacho also set a Rattlers record with 13 successful extra point attempts.

WR Jamal Miles played a big role in Arizona's record-setting night with five catches for 70 yards and four touchdowns and had another touchdown on the ground.

"He's done a great job for us since he's been playing for us," Rattlers Head Coach and General Manager Kevin Guy said. "He did a great job at running routes tonight and catching the ball."

"There was a lot of open space," Miles said. "We took advantage of it and got to the right lane and we did what we've been doing in practice."

QB Jeff Ziemba was 11-of-15 passing for 124 yards and five touchdowns. RB Darrell Monroe made his season debut and had 10 carries for 64 yards and two touchdowns.

For San Diego, QB Derrick Bernard had 119 passing yards for three touchdowns. RB George Moreira Jr. had 11 carries for 55 yards and two touchdowns.

Defensively for the Rattlers, LB Ricky Wyatt Jr. led the way with 8.5 total tackles and a sack. DB Davontae Merriweather and DB Dillion Winfrey both had an interception.

DB Omar Cook led the Strike Force defense with 4.5 tackles and an interception, and LB Mikell Mair had a fumble recovery.

The Rattlers started with the ball and Monroe made three straight runs, capped off with a 2-yard run into the end zone to give the Rattlers an early 7-0 lead.

After WR Jamal Miles returned a missed San Diego field goal attempt all the way to the Strike Force 20-yard line, Ziemba found Miles for a 20-yard touchdown pass to double the lead to 14-0.

On the next Strike Force drive, DL Connor Flagel forced a fumble, scooped up the loose ball, and took it 18 yards to the end zone.

The Strike Force would get on the board with 3:04 left in the first quarter with a Moreira 4-yard run.

After an unsuccessful San Diego onside kick attempt, Ziemba would connect with Miles again for a 6-yard touchdown pass to put Arizona up 28-7.

The Rattlers would try their own onside kick but San Diego would recover. The Strike Force would take advantage of the short field and score early in the second quarter on a 10-yard pass from Bernard to WR Julian Stafford.

Miles would help the Rattlers get that touchdown back as he returned the ensuing kickoff all the way to the San Diego 13-yard line before punching it in from 1 yard out two plays later.

Moreira would score on the first play on San Diego's next drive with a 41-yard carry.

The Rattlers answered immediately on their next possession as Ziemba threw a 34-yard strike to Miles for his third receiving touchdown of the game.

San Diego would cut the Rattlers lead to 14 as Moreira would score his third touchdown of the game with a 12-yard run.

Arizona would bump their lead back up to 21 as Monroe reached the end zone from 6 yards out.

Following an interception by Merriweather, Ziemba would find Miles for a 4-yard touchdown pass to put the Rattlers up 56-28 before halftime.

After a blocked Strike Force field goal attempt, Ziemba would throw his fifth touchdown pass of the game, completing a 24-yard strike to WR Jarrod Harrington.

QB Caleb Holbrook took over for Ziemba with 6:17 left in the third quarter and he would score on a 1-yard keeper to give the Rattlers a 70-28 lead.

San Diego would answer with a 37-yard touchdown pass from Bernard to WR David Carter.

Early in the fourth quarter, Holbrook would connect on a 5-yard pass to WR Sheldon Augustine for a Rattlers touchdown.

After a Strike Force interception, QB Jiha Vercher would fire a 36-yard touchdown pass to WR Marques Rodgers.

San Diego would get another turnover on a fumble recovery and Bernard would score on a 4-yard run. Vercher would then find Rodgers for a successful two-point conversion to make it 77-50 Arizona.

On the next Rattlers drive, Holbrook would connect with Augustine again for a touchdown, this time for 11 yards, to put Arizona up by 34.

With 37 seconds left, Rodgers would score on a 2-yard run and Vercher would connect with Moreira for another two points.

Augustine took the San Diego kickoff 50 yards to the end zone, giving the Rattlers an all-time high 91 points.

2019 SEASON IN REVIEW

GAME 5: APRIL 6 2019, VS SAN DIEGO STRIKE FORCE



STADIUM

Phoenix Suns Arena

ATTENDANCE

14,424

REFEREE

Reed Brotherton

UMPIRE

Jake Schumate

LINESMAN

Mark Warner

LINE JUDGE

Kevin Kieser

BACK JUDGE

Kaiman Keiser

SCORING SUMMARY

1st	13:20 Arizona Rattlers - Darrell Monroe 2 yd run. (Jimmy Camacho kick is good). Drive: 3 plays, 20 yards in 1:40.	0 - 7
	08:57 Arizona Rattlers - Jamal Miles 20 yd pass from Jeff Ziemba. (Jimmy Camacho kick is good). Drive: 2 plays, 20 yards in 1:12.	0 - 14
	06:00 Arizona Rattlers - Connor Flagel 18 yd fumble return. (Jimmy Camacho kick is good). 03:04 San Diego Strike Force - G. Moreira Jr. 4 yd run. (Ernesto Lacayo kick is good). Drive: 4 plays, 39 yards in 2:14.	0 - 21
	01:13 Arizona Rattlers - Jamal Miles 6 yd pass from Jeff Ziemba. (Jimmy Camacho kick is good). Drive: 1 plays, 6 yards in 0:55.	7 - 21
2nd	14:54 San Diego Strike Force - Julian Stafford 10 yd pass from Derrick Bernard. (Ernesto Lacayo kick is good). Drive: 2 plays, 10 yards in 0:45. 13:09 Arizona Rattlers - Jamal Miles 1 yd run. (Jimmy Camacho kick is good). Drive: 2 plays, 13 yards in 1:03.	7 - 28
	12:05 San Diego Strike Force - G. Moreira Jr. 41 yd run. (Ernesto Lacayo kick is good). Drive: 1 plays, 41 yards in 0:29.	14 - 35
	10:52 Arizona Rattlers - Jamal Miles 34 yd pass from Jeff Ziemba. (Jimmy Camacho kick is good). Drive: 1 plays, 34 yards in 0:27.	21 - 35
	06:25 San Diego Strike Force - G. Moreira Jr. 12 yd pass from Derrick Bernard. (Ernesto Lacayo kick is good). Drive: 6 plays, 30 yards in 3:48.	21 - 42
	02:42 Arizona Rattlers - Darrell Monroe 6 yd run. (Jimmy Camacho kick is good). Drive: 5 plays, 30 yards in 3:02.	28 - 42
	00:08 Arizona Rattlers - Jamal Miles 4 yd pass from Jeff Ziemba. (Jimmy Camacho kick is good). Drive: 4 plays, 27 yards in 0:42.	28 - 49
3rd	09:14 Arizona Rattlers - J. Harrington 24 yd pass from Jeff Ziemba. (Jimmy Camacho kick is good). Drive: 6 plays, 40 yards in 3:18.	28 - 56
	03:49 Arizona Rattlers - Caleb Holbrook 1 yd run. (Jimmy Camacho kick is good). Drive: 4 plays, 23 yards in 2:28.	28 - 63
	02:30 San Diego Strike Force - David Carter 37 yd pass from Derrick Bernard. (Ernesto Lacayo kick is good). Drive: 1 plays, 32 yards in 0:48.	28 - 70
4th	14:04 Arizona Rattlers - S. Augustine 5 yd pass from Caleb Holbrook. (Jimmy Camacho kick is good). Drive: 5 plays, 20 yards in 2:30.	35 - 70
	08:05 San Diego Strike Force - Marques Rodgers 36 yd pass from Jiha Vercher. (Ernesto Lacayo kick is good). Drive: 2 plays, 39 yards in 1:06.	35 - 77
	04:04 San Diego Strike Force - Derrick Bernard 4 yd run. (2pt conversion pass by Marques Rodgers is good). Drive: 4 plays, 19 yards in 2:25.	42 - 77
	02:10 Arizona Rattlers - S. Augustine 11 yd pass from Caleb Holbrook. (Jimmy Camacho kick is good). Drive: 2 plays, 13 yards in 0:55.	50 - 77
	00:30 San Diego Strike Force - G. Moreira Jr. 12 yd pass from Jiha Vercher. (2pt conversion pass by Julian Stafford is good). Drive: 4 plays, 21 yards in 1:02.	50 - 84
	00:21 Arizona Rattlers - S. Augustine 50 yd kickoff return. (Jimmy Camacho kick is good).	58 - 84 58 - 91

	SD	ARI
FIRST DOWNS	15	19
RUSHES-YARDS (NET)	15-71	16-80
PASSING YDS (NET)	198	149
PASSES ATT-COMP-INT	34-15-2	22-14-1
TOTAL OFFENSE PLAYS-YARDS	50-269	38-229
FUMBLE RETURNS-YARDS	1-0	1-18
PUNT RETURNS-YARDS	0-0	1-34
KICKOFF RETURNS-YARDS	13-239	5-173
INTERCEPTION RETURNS-YARDS	1-0	2-37
FUMBLES-LOST	1-1	1-1
PENALTIES-YARDS	11-61	4-35
POSSESSION TIME	33:54	26:06
THIRD-DOWN CONVERSIONS	30% (3 OF 10)	67% (2 OF 3)
FOURTH-DOWN CONVERSIONS	0% (0 OF 3)	100% (1 OF 1)
RED-ZONE SCORES-CHANCES	4-4	7-7
SACKS BY: NUMBER-YARDS	0-0	1-10

RUSHING: SAN DIEGO STRIKE FORCE - GEORGE MOREIRA JR. 11-51; DERRICK BERNARD 2-23; JIHAD VERCHER 1-3; LONNIE BICKHAM III 1--6. ARIZONA RATTLEERS - DARRELL MONROE 10-64; DONTA ARMSTRONG 1-13; JEFF ZIEMBA 1-7; SHELDON AUGUSTINE 1-6; JAMAL MILES 1-1; CALEB HOLBROOK 2--11.

PASSING: SAN DIEGO STRIKE FORCE - DERRICK BERNARD 23-8-1-119; JIHAD VERCHER 11-7-1-89; TEAM 0-0-0--10. ARIZONA RATTLEERS - JEFF ZIEMBA 15-11-0-124; CALEB HOLBROOK 7-3-1-25.

RECEIVING: SAN DIEGO STRIKE FORCE - MARQUES RODGERS 4-66; DAVID CARTER 4-52; JULIAN STAFFORD 3-38; VICTOR DEAN 1-25; GEORGE MOREIRA JR. 2-24; DERRICK BERNARD 1-3. ARIZONA RATTLEERS - JAMAL MILES 5-70; JARROD HARRINGTON 3-38; DARRELL MONROE 4-25; SHELDON AUGUSTINE 2-16.

INTERCEPTIONS: SAN DIEGO STRIKE FORCE - OMAR COOK 1-0. ARIZONA RATTLEERS - DAVONTAE MERRIWEATHER 1-0; DILLION WINFREY 1-37.

FUMBLES: SAN DIEGO STRIKE FORCE - LONNIE BICKHAM III 1-1. ARIZONA RATTLEERS - CALEB HOLBROOK 1-1.

SACKS (UA-A): SAN DIEGO STRIKE FORCE - NONE. ARIZONA RATTLEERS - RICKY WYATT JR. 1-0

2019 SEASON IN REVIEW

GAME 6: APRIL 14, 2019 @ TUCSON SUGAR SKULLS



ARI 55
TUC 41

SCORES BY QUARTER

	1	2	3	4	SCORE
ARI	7	14	27	7	55
TUC	14	7	14	6	41

RATTLERS STOP THE SUGAR SKULLS; 55-41

TUCSON, ARIZ. – The Arizona Rattlers (6-0) kicked off their three-game road trip with a 55-41 victory over the Tucson Sugar Skulls (3-3) at the Tucson Convention Center on Sunday in front of 4,138 fans.

The Sugar Skulls kept it close through much of the game, but a blocked field goal by DE Chris McAllister that was recovered in the end zone by DB Dillion Winfrey, and a 45-yard interception return by DB Phillip Henry early in the fourth helped the Rattlers pull away.

“The receiver ran a slant, I saw the quarterback. I was in good position,” said Henry. “I saw the quarterback throw it so I just jumped it and took it to the house.”

“We blocked the field goal for the touchdown and then were able to fake the extra point and get back up and make up the missed extra point that we had,” said General Manager and Head Coach Kevin Guy. “Then we had the interception for the touchdown. That was the difference of the game. I knew they were going to come out ready to play.”

Tucson had the lead or was tied through much of the first half, but Arizona took a lead midway through the third and would not let up.

“I knew we were fighting against our mindset. After winning 63-28 (against Tucson in week four) we had the worst warmup in Rattler history before the game... We played that way in the first half,” Guy said. “We had several mental miscues in the first half and then at halftime we went in and delivered a message. They received it and they came out and tightened things up.”

Arizona’s QB Jeff Ziemba completed 10-of-18 passes for 126 yards and four touchdowns. He also rushed for 38 yards on six attempts.

For Tucson, Jake Medlock completed 11 of his 23 attempts for 168 yards and three touchdowns. He also threw two interceptions.

The Rattlers defense was led by Davontae Merriweather who had 8.5 total tackles and an interception.

For the Sugar Skulls, defensive backs Cam Gaddis and Micah Eugene both led the team with six tackles each.

The Sugar Skulls got on the board first off of a one-yard run by QB Jake Medlock.

The Rattlers responded with a 2-yard touchdown run by RB Jabre Lolley to tie the score at 7 apiece.

Tucson regained the lead when Medlock threw a 41-yard touchdown pass to WR Rico Brown. The extra point from K Diego Marquez was good to make the score 14-7.

After a turnover on downs, and then a missed field goal, the Rattlers would again find the endzone after a 22-yard touchdown pass from Ziemba to WR Jarrod Harrington.

Arizona held Tucson to a field goal attempt by Marquez, which was missed, and took advantage off a six-yard touchdown pass from Ziemba to WR Jamal Miles.

The Sugar Skulls would again knot the game up at 21 on the next play from scrimmage when Medlock connected with WR Shaq Curenton from 38 yards and the score.

The Rattlers began the second half by quickly scoring off a one-yard run by Lolley, taking a 28-21 lead.

Tucson tied the game at 28 off a seven-play drive that was capped off by a one-yard touchdown run from Medlock.

Rattlers again took the lead on the next offensive play when Ziemba threw a 25-yard touchdown pass to Harrington. The PAT was missed to make the score 34-28

Arizona would extend their lead after DE Chris McAllister blocked a field goal attempt by Marquez and was recovered in the end zone by DB Dillion Winfrey. Harrington rushed in for the two-point conversion to make the score 42-28.

The Sugar Skulls would pull within eight off of a 13-yard touchdown pass from Medlock to WR Rico Brown.

The Rattlers started to pull away when, on next drive, Ziemba connected with Miles for another 25-yard touchdown pass. Then, on Tucson’s next drive, Medlock would be hit as he threw and the ball was intercepted by DB Phillip Henry and returned 45 yards for the score and a 20-point lead.

Tucson finally got back on the board after an eight-play drive that resulted in a one-yard run by Medlock. The PAT failed.

2019 SEASON IN REVIEW

GAME 6: APRIL 14, 2019, @ TUCSON SUGAR SKULLS



STADIUM

Tucson Arena

Attendance

4138

REFEREE

Ty Drose

UMPIRE

Jake Shumate

LINESMAN

Kevin Kieser

LINE JUDGE

Jeremy Jolles

BACK JUDGE

Kaiman Kieser

SCORING SUMMARY

1st	11:45 Tucson Sugar Skulls - Jake Medlock 1 yd run. (Diego Marquez kick is good). Drive: 6 plays, 30 yards in 3:15.	0 - 7
	08:55 Arizona Rattlers - Jabre Lolley 2 yd run. (Jimmy Camacho kick is good). Drive: 4 plays, 30 yards in 2:13.	7 - 7
	07:42 Tucson Sugar Skulls - Rico Brown 41 yd pass from Jake Medlock. (Diego Marquez kick is good). Drive: 2 plays, 45 yards in 0:47.	7 - 14
2nd	10:25 Arizona Rattlers - Jarrod Harrington 22 yd pass from Jeff Ziemba. (Jimmy Camacho kick is good). Drive: 5 plays, 45 yards in 2:50.	14 - 14
	00:54 Arizona Rattlers - Jamal Miles 6 yd pass from Jeff Ziemba. (Jimmy Camacho kick is good). Drive: 9 plays, 45 yards in 6:37.	21 - 14
	00:42 Tucson Sugar Skulls - S. Curenton 38 yd pass from Jake Medlock. (Diego Marquez kick is good). Drive: 1 plays, 38 yards in 0:08.	21 - 21
3rd	13:42 Arizona Rattlers - Jabre Lolley 1 yd run. (Jimmy Camacho kick is good). Drive: 3 plays, 32 yards in 1:15.	28 - 21
	09:20 Tucson Sugar Skulls - Jake Medlock 1 yd run. (Diego Marquez kick is good). Drive: 7 plays, 19 yards in 3:50.	28 - 28
	08:20 Arizona Rattlers - Jarrod Harrington 25 yd pass from Jeff Ziemba. (Jimmy Camacho kick failed). Drive: 1 plays, 25 yards in 0:25.	34 - 28
	04:16 Arizona Rattlers - Dillion Winfrey 0 yd punt return for TD. (2pt conversion rush by Jarrod Harrington is good).	42 - 28
	01:10 Tucson Sugar Skulls - Rico Brown 13 yd pass from Jake Medlock. (Diego Marquez kick is good). Drive: 6 plays, 38 yards in 2:57.	42 - 35
	00:10 Arizona Rattlers - Jamal Miles 25 yd pass from Jeff Ziemba. (Jimmy Camacho kick failed). Drive: 1 plays, 25 yards in 0:25.	48 - 35
4th	11:14 Arizona Rattlers - Phillip Henry 45 yd interception return. (Jimmy Camacho kick is good).	55 - 35
	06:05 Tucson Sugar Skulls - Jake Medlock 1 yd run. (Diego Marquez kick failed). Drive: 8 plays, 35 yards in 4:59.	55 - 41

	ARI	TUC
FIRST DOWNS	17	18
RUSHES-YARDS (NET)	23-107	30-91
PASSING YDS (NET)	126	168
PASSES ATT-COMP-INT	18-10-0	23-11-2
TOTAL OFFENSE PLAYS-YARDS	41-233	53-259
FUMBLE RETURNS-YARDS	0-0	0-0
PUNT RETURNS-YARDS	0-0	0-0
KICKOFF RETURNS-YARDS	5-51	7-100
INTERCEPTION RETURNS-YARDS	2-54	0-0
FUMBLES-LOST	0-0	0-0
PENALTIES-YARDS	7-61	6-40
POSSESSION TIME	25:09	34:51
THIRD-DOWN CONVERSIONS	33% (2 OF 6)	40% (4 OF 10)
FOURTH-DOWN CONVERSIONS	50% (1 OF 2)	100% (3 OF 3)
RED-ZONE SCORES-CHANCES	3-3	3-4
SACKS BY: NUMBER-YARDS	0-0	0-0

RUSHING: ARIZONA RATTTLERS - JEFF ZIEMBA 6-38; JAMAL MILES 5-32; JABRE LOLLEY 11-31; JARROD HARRINGTON 1-6. TUCSON SUGAR SKULLS - MIKE JONES 13-49; JAKE MEDLOCK 15-41; RICO BROWN 2-1.

PASSING: ARIZONA RATTTLERS - JEFF ZIEMBA 18-10-0-126. TUCSON SUGAR SKULLS - JAKE MEDLOCK 23-11-2-168.

RECEIVING: ARIZONA RATTTLERS - JARROD HARRINGTON 5-69; JAMAL MILES 4-42; SHELDON AUGUSTINE 1-15. TUCSON SUGAR SKULLS - RICO BROWN 3-59; SHAQ CURENTO 3-53; RASHAD CANTY 4-32; MIKE JONES 1-24.

INTERCEPTIONS: ARIZONA RATTTLERS - DAVONTAE MERRIWEATHER 1-9; PHILLIP HENRY 1-45. TUCSON SUGAR SKULLS - NONE.

FUMBLES: ARIZONA RATTTLERS - NONE. TUCSON SUGAR SKULLS - NONE

2019 SEASON IN REVIEW

GAME 7: APRIL 22, 2019, @ SAN DIEGO STRIKE FORCE



RATTLEERS EARN TOP SPOT IN IFL WITH 52-14 WIN OVER STRIKE FORCE

SAN DIEGO - The Arizona Rattlers (7-0) have taken sole possession of first place with a 52-14 victory over the San Diego Strike Force (3-3) at the Pechanga Arena in San Diego Monday night.

The win puts the Rattlers on top of the Indoor Football League (IFL) after the Iowa Barnstormers (6-1) lost to the Sioux Falls Storm (6-1) this past Saturday.

Arizona trailed by seven early in the second, but their defense held San Diego scoreless for two and a half quarters and walked off the field with a commanding 38-point victory.

The Rattlers defense was led by DB Dillion Winfrey who had 7.5 tackles and two interceptions, the first of which was returned 30 yards for a touchdown, and the second ended the game. Arizona also had four sacks in the game, 1.5 by LB Ricky Wyatt Jr., one by Chris McAllister, and a half sack by Lance McDowdell.

Offensively for the Rattlers, QB Jeff Ziemba completed 11-of-20 for 152 yards and a touchdown. RB Roland Genesy got his first start and led the team on the ground with 75 yards on 12 attempts and three touchdowns.

For San Diego, QB Jihad Vercher completed 15 of his 30 attempts for 127-yards and a touchdown and led his team rushing with 14 yards on 14 attempts. He also threw three interceptions.

Rattlers got on the board first off of a 29-yard touchdown pass from Ziemba to WR Sheldon Augustine.

San Diego wrestled the lead away from Arizona after a successful eight-play drive that resulted in a one-yard touchdown run by WR Marques Rodgers that pulled them within one. Then after a fourth down stop, the Strike Force scored off of a 10-yard pass from Jihad Vercher that was caught over the boards by WR Victor Dean. A 2-point conversion was completed by Rodgers to give San Diego a seven-point lead.

Arizona would take the lead back off of a couple touchdown runs by RB Roland Genesy, the first from four yards, the second from 18 yards.

The Rattlers would end the first half with a 22-yard field goal by K Jimmy Camacho, and would go into the locker room leading 24-14.

Arizona would receive the ball in the third quarter and would extend their lead off of a one-yard touchdown run by Genesy.

San Diego's next snap went over the head of QB Jihad Vercher and went out the back of the endzone for a safety.

Early in the fourth, Rattlers would extend their lead again when QB Caleb Holbrook rushed in one-yard for the score.

On San Diego's next possession, Vercher threw an interception to Winfrey who returned it 30-yards and the touchdown. WR Jarrod Harrington ran in the 2-point conversion to make it 46-14; Arizona.

The Rattlers added to their lead late in the fourth from a seven-yard pass from Holbrook to Harrington.

ARI 52
SD 14

SCORES BY QUARTER

	1	2	3	4	SCORE
ARI	7	17	8	20	52
SD	6	8	0	0	14

2019 SEASON IN REVIEW

GAME 7: APRIL 22, 2019, @ SAN DIEGO STRIKE FORCE



STADIUM

Pechanga Arena, SD

ATTENDANCE

858

REFEREE

Chris Wiggins

UMPIRE

Shawn Chamber

LINESMAN

Zack Marble

BACK JUDGE

Kevin Rathbun

SCORING SUMMARY

1st	08:20 Arizona Rattlers - Sheldon Augustine 29 yd pass from Jeff Ziemba. (Jimmy Camacho kick is good). Drive: 3 plays, 36 yards in 1:38.	7 - 0
	03:19 San Diego Strike Force - Marques Rodgers 1 yd run. (Ernesto Lacayo kick failed). Drive: 8 plays, 17 yards in 4:29.	7 - 6
2nd	10:40 San Diego Strike Force - Victor Dean 10 yd pass from Jihad Vercher. (2pt conversion pass by Marques Rodgers is good). Drive: 4 plays, 36 yards in 2:45.	7 - 14
	08:27 Arizona Rattlers - Roland Genesy Jr 4 yd run. (Jimmy Camacho kick is good). Drive: 2 plays, 10 yards in 0:56.	14 - 14
	02:16 Arizona Rattlers - Roland Genesy Jr 18 yd run. (Jimmy Camacho kick is good). Drive: 5 plays, 45 yards in 2:49.	21 - 14
	00:00 Arizona Rattlers - Jimmy Camacho 22 yd field goal. Drive: 2 plays, 27 yards in 0:13.	24 - 14
3rd	11:32 Arizona Rattlers - Roland Genesy Jr 1 yd run. (Jimmy Camacho kick failed). Drive: 6 plays, 36 yards in 3:22.	30 - 14
	10:14 Arizona Rattlers - Team safety	32 - 14
4th	11:17 Arizona Rattlers - Caleb Holbrook 1 yd run. (Jimmy Camacho kick failed). Drive: 3 plays, 15 yards in 1:32.	38 - 14
	06:57 Arizona Rattlers - Dillion Winfrey 30 yd interception return. (2pt conversion rush by Jarrod Harrington is good).	46 - 14
	00:55 Arizona Rattlers - Jarrod Harrington 7 yd pass from Caleb Holbrook. (Jimmy Camacho kick failed). Drive: 4 plays, 35 yards in 2:22.	52 - 14

	ARI	SD
FIRST DOWNS	18	12
RUSHES-YARDS (NET)	19-99	25-9
PASSING YDS (NET)	196	127
Passes Att-Comp-Int	24-14-0	30-15-3
TOTAL OFFENSE PLAYS-YARDS	43-295	55-136
Fumble Returns-Yards	1-0	0-0
Punt Returns-Yards	0-0	0-0
Kickoff Returns-Yards	4-81	6-104
Interception Returns-Yards	3-46	0-0
Fumbles-Lost	0-0	1-1
Penalties-Yards	7-69	7-47
Possession Time	26:34	33:26
Third-Down Conversions	40% (2 of 5)	31% (4 of 13)
Fourth-Down Conversions	0% (0 of 3)	43% (3 of 7)
Red-Zone Scores-Chances	5-9	2-5
Sacks By: Number-Yards	4-29	0-0

RUSHING: Arizona Rattlers - Roland Genesy Jr 12-75; Jeff Ziemba 4-18; Jamal Miles 2-5; Caleb Holbrook 1-1. San Diego Strike Force - Jihad Vercher 14-14; Marques Rodgers 3-8; George Moreira Jr. 7-5; Team 1--18.

PASSING: Arizona Rattlers - Jeff Ziemba 20-11-0-152; Caleb Holbrook 4-3-0-44. San Diego Strike Force - Jihad Vercher 30-15-3-127.

RECEIVING: Arizona Rattlers - Jarrod Harrington 7-95; Sheldon Augustine 2-45; Roland Genesy Jr 2-31; Jamal Miles 3-25. San Diego Strike Force - Marques Rodgers 8-74; Julian Stafford 2-23; David Carter 2-11; Victor Dean 1-10; Rashad Ridley 1-5; George Moreira Jr. 1-4.

INTERCEPTIONS: Arizona Rattlers - Allen Chapman 1-10; Dillion Winfrey 2-36. San Diego Strike Force - None.

FUMBLES: Arizona Rattlers - None. San Diego Strike Force - Jihad Vercher 1-1.

SACKS (UA-A): Arizona Rattlers - Chris McAllister 1-0; Ricky Wyatt Jr. 1-1; Lance McDowdell 0-1; Team 1-0. San Diego Strike Force - None

2019 SEASON IN REVIEW

GAME 8: APRIL 27, 2019, @ SIOUX FALLS STORM



RATTLETS CRUISE PAST THE STORM; 63-50

Sioux Falls, S.D. – The Arizona Rattlers (8-0) stay undefeated and now have a firm grasp of the top spot in the Indoor Football League (IFL) after a 63-50 victory over the Sioux Falls Storm (6-2) at the Denny Sanford PREMIER Center on Saturday night.

Arizona now has a two-game lead and the tie breaker over Sioux Falls for at least the second seed and a first-round bye in the playoffs. They still hold a one game lead overall in the IFL standings with this win after the Iowa Barnstormers (7-1) was able to squeak by the Tucson Sugar Skulls (3-5) tonight as well.

The Rattlers got an early lead and was able to stay at least two possessions ahead of the Storm throughout most of the game. Their offense, led by QB Jeff Ziemba, was able to score on 11 of their 12 possessions. Ziemba finished the game 15-of-21 for 180 yards and six touchdowns. RB Roland Genesy led the ground attack with 43 yards on 12 attempts and a touchdown. He also had a touchdown on special teams. Both WR Jarrod Harrington and Jamal Miles had three touchdowns each.

For Sioux Falls, QB Lorenzo Brown completed 13 of his 23 attempts for 208 yards and five touchdowns. He did throw one interception. Brown also led his team rushing with 25 yards on seven attempts.

Arizona's defense was again led by DB Dillion Winfrey with six tackles and an interception that was returned 28 yards. Defensive linemen Chris McAllister and Nikolaus D'Avanzo, and linebacker Ricky Wyatt Jr. each had a sack.

Rattlers got on the board first after taking advantage of a blocked field goal by DL Nikolaus D'Avanzo. Six plays later, WR Jarrod Harrington took the pitch from Ziemba and ran it in seven yards for the score.

The Storm was able to respond on the next play from scrimmage when QB Lorenzo Brown tossed the ball to WR Brandon Shepard, 34 yards for the score.

Arizona would score on back-to-back drives to take a two-score lead. The first, a 20-yard touchdown pass from Ziemba that took WR Jamal Miles over the wall. The second a 19-yard pass from Ziemba, also to Miles.

The Storm ended the first quarter with 30-yard touchdown pass from Brown to WR Damien Ford to pull within six.

The Rattlers again extended their lead off of a 13-yard pass from Ziemba to Harrington for the score.

After an interception by DB Dillion Winfrey, Arizona would add to their lead off of a 43-yard field goal by K Jimmy Camacho.

Sioux Falls pulled within nine when Lorenzo Brown completed a 20-yard pass to WR Kent Shelby with just over two minutes left in the half.

The Rattlers would close out the first half with a seven-yard touchdown pass from Ziemba to Harrington, his third of the game. Rattlers went into the locker room leading 37-21.

Arizona received the kick in the second half and took advantage with a five-play drive that was capped off by an 11-yard touchdown pass from Ziemba to Miles, his third of the game.

Sioux Falls got back on the scoreboard when Lorenzo Brown found Ford in the end zone, a 24-yard pass, for the score.

Rattlers again went up after a five play, 26-yard drive that would end with a two-yard touchdown run by Genesy.

With just over ten minutes left in the game, the Storm would pull within two possessions after an 11-yard touchdown pass from Brown to Ford.

Both teams traded field goals, Rattlers first with a 25-yarder from Camacho, followed by a K Douglas Parker 27-yarder.

With just over four minutes left in the fourth, Sioux Falls attempted an onside kick, but the kick was muffed and Genesy would scoop it up and return it for the score.

The Storm would again pull within two possessions, off of a 5-yard run by RB Tra'Von Chapman.

With only 10 seconds left, the Rattlers responded with a 24-yard field goal by Camacho.

Sioux Falls would score one last time with no time left on the clock off a 17-yard run by Cambell to make the final score 63-50.

ARI 63
SFS 50

SCORES BY QUARTER

	1	2	3	4	SCORE
ARI	20	17	6	20	63
SD	14	7	7	22	50

2019 SEASON IN REVIEW

GAME 8: APRIL 27 2019, @ SIOUX FALLS STORM



STADIUM

Premier Center

ATTENDANCE

REFEREE

UMPIRE

LINESMAN

BACK JUDGE

SCORING SUMMARY

1st	06:45 Arizona Rattlers - Jarrod Harrington 7 yd pass from Jeff Ziemba. (Jimmy Camacho kick is good). Drive: 6 plays, 27 yards in 3:44.	7 - 0
	05:41 Sioux Falls Storm - Brandon Sheperd 34 yd pass from Lorenzo Brown. (Parker Douglass kick is good). Drive: 1 plays, 34 yards in 0:30.	7 - 7
	04:30 Arizona Rattlers - Jamal Miles 20 yd pass from Jeff Ziemba. (Jimmy Camacho kick failed). Drive: 2 plays, 29 yards in 1:02.	13 - 7
	01:40 Arizona Rattlers - Jamal Miles 19 yd pass from Jeff Ziemba. (Jimmy Camacho kick is good). Drive: 2 plays, 25 yards in 1:07.	20 - 7
	00:23 Sioux Falls Storm - Damian Ford 30 yd pass from Lorenzo Brown. (Parker Douglass kick is good). Drive: 1 plays, 39 yards in 0:38.	20 - 14
2nd	11:41 Arizona Rattlers - Jarrod Harrington 13 yd pass from Jeff Ziemba. (Jimmy Camacho kick is good). Drive: 5 plays, 35 yards in 3:15.	27 - 14
	07:07 Arizona Rattlers - Jimmy Camacho 43 yd field goal. Drive: 4 plays, -5 yards in 2:51.	30 - 14
	03:03 Sioux Falls Storm - Kent Shelby 20 yd pass from Lorenzo Brown. (Parker Douglass kick is good). Drive: 7 plays, 32 yards in 3:56.	30 - 21
	00:04 Arizona Rattlers - Jarrod Harrington 7 yd pass from Jeff Ziemba. (Jimmy Camacho kick is good). Drive: 6 plays, 37 yards in 1:58.	37 - 21
3rd	11:15 Arizona Rattlers - Jamal Miles 11 yd pass from Jeff Ziemba. (Jimmy Camacho kick failed). Drive: 5 plays, 38 yards in 3:41.	43 - 21
	03:10 Sioux Falls Storm - Damian Ford 24 yd pass from Lorenzo Brown. (Parker Douglass kick is good). Drive: 4 plays, 24 yards in 1:56.	43 - 28
4th	14:23 Arizona Rattlers - Roland Genesy 2 yd run. (Jimmy Camacho kick is good). Drive: 5 plays, 26 yards in 2:56.	50 - 28
	11:08 Sioux Falls Storm - Damian Ford 11 yd pass from Lorenzo Brown. (Parker Douglass kick failed). Drive: 3 plays, 45 yards in 2:36.	50 - 34
	08:27 Arizona Rattlers - Jimmy Camacho 25 yd field goal. Drive: 4 plays, 4 yards in 2:03.	53 - 34
	05:01 Sioux Falls Storm - Parker Douglass 27 yd field goal. Drive: 5 plays, 32 yards in 3:21.	53 - 37
	04:24 Arizona Rattlers - Roland Genesy 2 yd kickoff return. (Jimmy Camacho kick is good). 01:10 Sioux Falls Storm - Tra'Von Chapman 5 yd run. (Parker Douglass kick is good). Drive: 5 plays, 41 yards in 2:41.	60 - 37
	00:10 Arizona Rattlers - Jimmy Camacho 24 yd field goal. Drive: 4 plays, 4 yards in 0:49.	60 - 44
	00:00 Sioux Falls Storm - Calen Campbell 17 yd run. Drive: 1 plays, 32 yards in 0:04.	63 - 44
		63 - 50

	ARI	SF
FIRST DOWNS	13	24
RUSHES-YARDS (NET)	21-78	15-66
PASSING YDS (NET)	171	194
Passes Att-Comp-Int	21-15-0	23-13-1
TOTAL OFFENSE PLAYS-YARDS	43-249	41-260
Fumble Returns-Yards	1-0	0-0
Punt Returns-Yards	0-0	1-26
Kickoff Returns-Yards	6-82	12-172
Interception Returns-Yards	1-28	0-0
Fumbles-Lost	1-0	1-1
Penalties-Yards	14-149	4-30
Possession Time	31:06	28:54
Third-Down Conversions	38% (3 of 8)	17% (1 of 6)
Fourth-Down Conversions	100% (1 of 1)	50% (1 of 2)
Red-Zone Scores-Chances	5-5	1-2
Sacks By: Number-Yards	3-14	1-9

RUSHING: Arizona Rattlers - Roland Genesy Jr 12-43; Jamal Miles 3-19; Jeff Ziemba 5-14; Jarrod Harrington 1-2. Sioux Falls Storm - Lorenzo Brown Jr. 7-25; Kent Shelby 3-16; Calen Campbell 2-13; Brandon Sheperd 2-7; Tra'Von Chapman 1-5.

PASSING: Arizona Rattlers - Jeff Ziemba 21-15-0-180; TEAM 0-0-0--9. Sioux Falls Storm - Lorenzo Brown Jr. 23-13-1-208; TEAM 0-0-0--14.

RECEIVING: Arizona Rattlers - Jarrod Harrington 6-77; Jamal Miles 4-57; Roland Genesy Jr 4-46; Dez Stewart 1-0. Sioux Falls Storm - Damian Ford 6-88; Kent Shelby 3-48; Brandon Sheperd 1-34; Tra'Von Chapman 2-31; Calen Campbell 1-7.

INTERCEPTIONS: Arizona Rattlers - Dillion Winfrey 1-28. Sioux Falls Storm - None.

FUMBLES: Arizona Rattlers - Roland Genesy Jr 1-0. Sioux Falls Storm - Brandon Sheperd 1-1.

SACKS (UA-A): Arizona Rattlers - Chris McAllister 1-0; Ricky Wyatt Jr. 1-0; Nikolaus D'Avanzo 1-0. Sioux Falls Storm - Malcolm Goines 1-0, Ziemba, Jeff 1-1.

2019 SEASON IN REVIEW

GAME 9: MAY 4, 2019, VS. NEBRASKA DANGER



NEB 46
ARI 56

SCORES BY QUARTER

	1	2	3	4	SCORE
NEB	0	14	12	20	46
ARI	0	6	6	16	56

RATTLEERS ESCAPE DANGER; 56-46

PHOENIX - The league-leading Arizona Rattlers (9-0) maintained their hold on first place in the Indoor Football League (IFL) as they defeated the Nebraska Danger (5-5) 56-46 in front of 9,889 fans at Talking Stick Resort Arena on Saturday. The Rattlers remained one game ahead of the Iowa Barnstormers (8-1), who defeated the Cedar Rapids River Kings (1-9).

"I was pleased with the team that we found a way to overcome adversity two weeks in a row." Head Coach and General Manager Kevin Guy said. "Last week, we played two games within five days and we're a tired football team. This bye week comes at a good time."

QB Drew Powell made his Rattlers debut in relief of QB Jeff Ziemba early in the second quarter and went 8-of-10 passing for 96 yards, two touchdowns and an interception. He also had 11 carries for 63 yards and three touchdowns on the ground.

"It felt good to get back on the field with the team in an actual game which feels like forever now," Powell said. "It feels good to get out there with those guys and execute."

WR/RB Jamal Miles had two rushing touchdowns and one receiving touchdown, while WR Jarrod Harrington had a rushing touchdown and a receiving touchdown.

Nebraska QB Tommy Armstrong was 9-of-19 passing for 132 yards, three touchdowns and three interceptions. He also had eight rushes for 73 yards and two touchdowns on the ground. WR Johnny Jackson IV had four catches for 63 yards and two touchdowns, and RB Davonte Sapp-Lynch had 134 all-purpose yards, a rushing touchdown and a kickoff return touchdown.

On defense, Rattlers DL Lance McDowdell led the team with 4.5 total tackles and two tackles for loss. DB Allen Chapman had two interceptions and DB Dillion Winfrey also had an interception.

For Nebraska, LB Robert Haynes had eight total tackles, DB Najee Bright had an interception, and DB Brandon Roe forced a fumble.

After a scoreless first quarter, the Rattlers opened the second quarter with a 3-yard touchdown run by Miles.

The Danger answered as Armstrong found Jackson for a 10-yard pass to tie the game 7-7.

Powell put Arizona back on top as he threw a 6-yard touchdown pass to Harrington.

After an interception by Winfrey, Miles scored again on an 8-yard carry to give the Rattlers a 21-7 lead.

Sapp-Lynch returned the ensuing kickoff 52 yards to cut the Danger deficit to seven.

Harrington would restore the Arizona lead to 14 as he ran it in from 3 yards out with 11 seconds remaining in the half.

The Danger started the second half with the ball and Sapp-Lynch scored on a 13-yard run to make the score 28-20.

The Rattlers took advantage of a short field on their next possession with Powell finding the end zone on 7-yard run to increase their lead.

Following another Arizona interception, this time by Chapman, Powell got his second touchdown run of the game with an 18-yard carry.

Nebraska would rally for 18 unanswered points, starting with a 14-yard touchdown run by Armstrong.

After Bright intercepted a Powell pass in the end zone, the Danger would add six more points as Armstrong connected with Jackson again on a 17-yard pass.

Another Rattlers turnover led to the Danger pulling to within four as Armstrong found WR Eric Thomas for a 9-yard touchdown pass.

After a 23-yard completion to RB Darrell Monroe on fourth down, Powell would run it in from 4 yards out to put the Rattlers up by 11 with 7:40 to play.

Armstrong answered with a 27-yard touchdown run and then completed a pass to WR Gregory Dent Jr. for the two-point conversion to make the score 49-46 Arizona with 3:52 left in regulation.

Powell connected with Miles for a 15-yard touchdown pass on the next Rattlers possession to extend their lead to 10 with 1:48 left.

Chapman would make his second interception to end Nebraska's comeback bid and seal the win for Arizona.

2019 SEASON IN REVIEW

GAME 9: MAY 4, 2019, VS NEBRASKA DANGER



STADIUM

Phoenix Suns Arena

ATTENDANCE

9889

REFEREE

Ty Druse

UMPIRE

Todd Evans

LINESMAN

Tom Drzagowski

LINE JUDGE

Kevin Kieser

BACK JUDGE

Mark Warner

SCORING SUMMARY

2nd	14:52 Arizona Rattlers - Jamal Miles 3 yd run. (Jimmy Camacho kick is good). Drive: 6 plays, 45 yards in 3:21.	0 - 7
	08:20 Nebraska Danger - J. Jackson IV 10 yd pass from Tommy Armstrong. (Diego Marquez kick is good). Drive: 2 plays, 10 yards in 0:53.	7 - 7
	03:10 Arizona Rattlers - Jarrod Harrington 6 yd pass from Drew Powell. (Jimmy Camacho kick is good). Drive: 7 plays, 42 yards in 4:33.	7 - 14
	00:57 Arizona Rattlers - Jamal Miles 8 yd run. (Jimmy Camacho kick is good). Drive: 2 plays, 33 yards in 1:23.	7 - 21
	00:49 Nebraska Danger - D. Sapp-Lynch 52 yd kickoff return. (Diego Marquez kick is good).	14 - 21
	00:11 Arizona Rattlers - Jarrod Harrington 3 yd run. (Jimmy Camacho kick is good). Drive: 2 plays, 4 yards in 0:38.	14 - 28
3rd	13:08 Nebraska Danger - D. Sapp-Lynch 13 yd run. (Diego Marquez kick failed). Drive: 3 plays, 37 yards in 0:00.	20 - 28
	11:30 Arizona Rattlers - Drew Powell 7 yd run. (Jimmy Camacho kick is good). Drive: 3 plays, 15 yards in 1:38.	20 - 35
	06:46 Arizona Rattlers - Drew Powell 18 yd run. (Jimmy Camacho kick is good). Drive: 4 plays, 45 yards in 2:29.	20 - 42
	04:24 Nebraska Danger - Tommy Armstrong 14 yd run. (Diego Marquez kick failed). Drive: 3 plays, 29 yards in 1:47.	26 - 42
4th	13:26 Nebraska Danger - J. Jackson IV 17 yd pass from Tommy Armstrong. (2pt conversion pass by Tommy Armstrong failed). Drive: 5 plays, 41 yards in 3:33.	32 - 42
	11:26 Nebraska Danger - Eric Thomas 9 yd pass from Tommy Armstrong. (Diego Marquez kick failed). Drive: 2 plays, 23 yards in 1:02.	38 - 42
	07:40 Arizona Rattlers - Drew Powell 4 yd run. (Jimmy Camacho kick is good). Drive: 5 plays, 32 yards in 3:12.	38 - 49
	04:39 Nebraska Danger - Tommy Armstrong 27 yd run. (2pt conversion pass by G. Dent Jr. is good). Drive: 3 plays, 35 yards in 2:23.	46 - 49
	02:01 Arizona Rattlers - Jamal Miles 15 yd pass from Drew Powell. (Jimmy Camacho kick is good). Drive: 3 plays, 18 yards in 1:51.	46 - 56

	NEB	ARI
FIRST DOWNS	17	19
RUSHES-YARDS (NET)	19-139	27-125
PASSING YDS (NET)	129	156
Passes Att-Comp-In	19-9-3	22-14-1
TOTAL OFFENSE PLAYS-YARDS	39-268	50-281
Fumble Returns-Yards	1-0	0-0
Punt Returns-Yards	0-0	0-0
Kickoff Returns-Yards	8-165	6-76
Interception Returns-Yards	1-11	3-19
Fumbles-Lost	0-0	1-1
Penalties-Yards	5-66	3-20
Possession Time	24:08	34:00
Third-Down Conversions	57% (4 of 7)	50% (4 of 8)
Fourth-Down Conversions	0% (0 of 0)	33% (1 of 3)
Red-Zone Scores-Chances	2-4	6-7
Sacks By: Number-Yards	1-2	1-3

RUSHING: Nebraska Danger - Tommy Armstrong 8-73; Quincy Walden 5-40; Davonte Sapp-Lynch 6-26. Arizona Rattlers - Drew Powell 11-63; Darrell Monroe 8-26; Jamal Miles 5-25; Jarrod Harrington 3-11.

PASSING: Nebraska Danger - Tommy Armstrong 19-9-3-132; TEAM 0-0-0--3. Arizona Rattlers - Drew Powell 10-8-1-96; Jeff Ziemba 12-6-0-62; TEAM 0-0-0--2.

RECEIVING: Nebraska Danger - Johnny Jackson IV 4-63; Eric Thomas 3-40; Gregory Dent Jr. 1-18; Davonte Sapp-Lynch 1-11. Arizona Rattlers - Darrell Monroe 6-86; Jamal Miles 4-46; Jarrod Harrington 4-26.

INTERCEPTIONS: Nebraska Danger - Najee Bright 1-11. Arizona Rattlers - Allen Chapman 2-0; Dillion Winfrey 1-19.

FUMBLES: Nebraska Danger - None. Arizona Rattlers - Jarrod Harrington 1-1.

SACKS (UA-A): Nebraska Danger - Chris Martin 1-0. Arizona Rattlers - Davontae Merriweather 1-0.

2019 SEASON IN REVIEW

GAME 10: MAY 19, 2019, @ SAN DIEGO STRIKE FORCE



RATTLETS STAY UNDEFEATED WITH BIG WIN OVER STRIKE FORCE; 84-63

SAN DIEGO – The Arizona Rattlers (10-0) maintain the top spot in the Indoor Football League (IFL) with an 84-63 victory over the San Diego Strike Force (1-10) at the Pechanga Arena in San Diego Sunday night.

The win means that the Rattlers have now gone 10 straight seasons with at least 10 wins, dating back to the 2010 season.

This was also General Manager and Head Coach Kevin Guy's 200th game as the Arizona Rattlers head coach.

The Rattlers offense did not miss a beat, scoring on every possession. QB Drew Powell completed 12-of-17 passes for 152 yards and four touchdowns. He also had led the team in rushing with 104 yards on 11 attempts and five touchdowns. RB Jabre Lolley also gained 83 yards on the ground and added a touchdown. WR Jamal Miles led the team in receiving with five catches for 70 yards and two touchdowns.

For the Strike Force, QB Jihad Vercher attempted 35 passes, completing 19 of them for 164 yards and six touchdowns. He also threw two interceptions. In addition, he led the team in rushing with 31 yards on eight attempts. WR Dominique Carson led the receivers for San Diego with 53 yards on five catches and a pair of touchdowns.

Defensively for the Rattlers, LB Davontae Merriweather led the team with 14 total tackles. Defensive Backs Phillip Henry and Allen Chapman each pulled in an interception.

San Diego received the opening kick off and took advantage, scoring off of a seven-play drive that was capped off by a five-yard touchdown pass by QB Jihad Vercher to WR Julian Stafford.

The Rattlers would quickly take the lead, first from a 42-yard touchdown run by Powell, then, following an interception by DB Allen Chapman, by a 26-yard touchdown pass from Powell to Lolley.

The Strike Force would tie the game back up after driving the ball down to Arizona's five-yard line, RB Dominique Larson would run it in for the score.

Arizona re-took the lead after a six-play drive that ended with a one-yard touchdown run by Lolley.

San Diego again knotted the game up from a 30-yard touchdown pass from Vercher to WR Dominique Carson.

Arizona again took little time scoring, taking only three plays, and finishing with a four-yard pass from Powell to WR Donta Armstrong.

The Strike Force tied the game up at 28 with just over a minute left in the half from an eight-yard pass from Vercher to WR George Morreira.

The ensuing kickoff was returned 50 yards by Robert Lewis to again give the Rattlers a seven-point lead.

San Diego answered back with a 14-yard pass from Vercher to WR Rashard Ridley for the score.

Jamal Miles got the final score of the half, catching a 20-yard pass from Powell to put the Rattlers up 42-35.

Arizona received the kickoff at the start of the second half and took only four plays to push the ball into the endzone off of a seven-yard run by Powell.

Marquis Rodgers pulled the Strike Force within seven with a two-yard touchdown run.

San Diego shortened the gap to within two scores when Vercher threw an eight-yard pass to WR David Carter.

Arizona would put the final points on the board off of a pitch from Powell to Lolley, who fumbled into the endzone and was recovered by OL Lamar Mady.

ARI 84
SD 63

SCORES BY QUARTER

	1	2	3	4	SCORE
ARI	14	28	21	21	84
GBY	7	28	7	21	63

2019 SEASON IN REVIEW

GAME 10: MAY 19, 2019, @ SAN DIEGO STRIKE FORCE



STADIUM

Pechanga Arena SD

ATTENDANCE:

2143

REFEREE:

Chris Wiggins

UMPIRE:

David Reyes

HEAD LINESMAN:

Zack Marble

LINE JUDGE:

Mike Duggan

BACK JUDGE:

Jace Carlson

SCORING SUMMARY

1st	10:48 San Diego Strike Force - Julian Stafford 5 yd pass from Jihad Vercher. (Ernesto Lacayo kick is good). Drive: 7 plays, 30 yards in 4:05.	0 - 7
	08:16 Arizona Rattlers - Drew Powell 42 yd run. (Jimmy Camacho kick is good). Drive: 3 plays, 45 yards in 1:57.	7 - 7
	04:26 Arizona Rattlers - Jabre Lolley 26 yd pass from Drew Powell. (Jimmy Camacho kick is good). Drive: 4 plays, 37 yards in 2:59.	14 - 7
2nd	14:16 San Diego Strike Force - Dominique Carso 5 yd run. (Ernesto Lacayo kick is good). Drive: 8 plays, 31 yards in 4:29.	14 - 14
	09:58 Arizona Rattlers - Jabre Lolley 1 yd run. (Jimmy Camacho kick is good). Drive: 6 plays, 25 yards in 3:27.	21 - 14
	07:30 San Diego Strike Force - Dominique Carso 30 yd pass from Jihad Vercher. (Ernesto Lacayo kick is good). Drive: 3 plays, 27 yards in 1:49.	21 - 21
	04:17 Arizona Rattlers - Donta Armstrong 4 yd pass from Drew Powell. (Jimmy Camacho kick is good). Drive: 3 plays, 29 yards in 2:15.	28 - 21
	01:15 San Diego Strike Force - George Moreira 8 yd pass from Jihad Vercher. (Ernesto Lacayo kick is good). Drive: 4 plays, 45 yards in 2:46.	28 - 28
	00:49 Arizona Rattlers - Robert Lewis 50 yd kickoff return. (Jimmy Camacho kick is good). 00:39 San Diego Strike Force - Rashad Ridley 14 yd pass from Jihad Vercher. (Ernesto Lacayo kick is good). Drive: 1 plays, 14 yards in 0:05.	35 - 28
	00:20 Arizona Rattlers - Jamal Miles 20 yd pass from Drew Powell. (Jimmy Camacho kick is good). Drive: 2 plays, 40 yards in 0:12.	35 - 35
3rd	12:27 Arizona Rattlers - Drew Powell 7 yd run. (Jimmy Camacho kick is good). Drive: 4 plays, 36 yards in 2:24.	42 - 35
	10:17 San Diego Strike Force - Marques Rodgers 2 yd run. (Ernesto Lacayo kick is good). Drive: 2 plays, 23 yards in 1:29.	49 - 35
	08:15 Arizona Rattlers - Drew Powell 8 yd run. (Jimmy Camacho kick is good). Drive: 2 plays, 14 yards in 1:10.	49 - 42
	01:23 Arizona Rattlers - Drew Powell 2 yd run. (Jimmy Camacho kick is good). Drive: 5 plays, 27 yards in 3:24.	56 - 42
4th	14:20 San Diego Strike Force - Team -9 yd pass from Jihad Vercher. (Ernesto Lacayo kick is good). Drive: 2 plays, 40 yards in 1:22.	63 - 42
	10:58 Arizona Rattlers - Jamal Miles 13 yd pass from Drew Powell. (Jimmy Camacho kick is good). Drive: 6 plays, 45 yards in 3:18.	63 - 49
	05:21 San Diego Strike Force - Dominique Carso 8 yd pass from Jihad Vercher. (Ernesto Lacayo kick is good). Drive: 8 plays, 30 yards in 4:54.	70 - 49
	02:31 Arizona Rattlers - Drew Powell 8 yd run. (Jimmy Camacho kick is good). Drive: 4 plays, 36 yards in 2:00.	70 - 56
	00:27 San Diego Strike Force - David Carter 8 yd pass from Jihad Vercher. (Ernesto Lacayo kick is good). Drive: 7 plays, 30 yards in 1:31.	77 - 56
	00:15 Arizona Rattlers - Jabre Lolley 7 yd run. (Jimmy Camacho kick is good). Drive: 1 plays, 8 yards in 0:09.	77 - 63
		84 - 63

	ARI	SD
FIRST DOWNS	24	19
RUSHES-YARDS (NET)	23-192	14-114
PASSING YDS (NET)	152	164
Passes Att-Comp-Int	17-12-0	35-19-2
TOTAL OFFENSE PLAYS-YARDS	40-344	49-278
Fumble Returns-Yards	0-0	0-0
Punt Returns-Yards	0-0	0-0
Kickoff Returns-Yards	8-198	12-201
Interception Returns-Yards	2-17	0-0
Fumbles-Lost	1-0	1-0
Penalties-Yards	8-87	3-16
Possession Time	28:10	31:50
Third-Down Conversions	100% (4 of 4)	44% (4 of 9)
Fourth-Down Conversions	0% (0 of 0)	80% (4 of 5)
Red-Zone Scores-Chances	7-12	6-9
Sacks By: Number-Yards	1-9	0-0

RUSHING: Arizona Rattlers - Drew Powell 11-104; Jabre Lolley 11-83; Jarrod Harrington 1-5; Lamar Mady 0-0. San Diego Strike Force - Zian Jones 0-40; George Moreira Jr. 1-36; Jihad Vercher 8-31; Dominique Carson 4-5; Marques Rodgers 1-2.

PASSING: Arizona Rattlers - Drew Powell 17-12-0-152. San Diego Strike Force - Jihad Vercher 35-19-2-164.

RECEIVING: Arizona Rattlers - Jamal Miles 5-70; Jabre Lolley 2-46; Jarrod Harrington 3-27; Robert Lewis 1-5; Donta Armstrong 1-4. San Diego Strike Force - Dominique Carson 5-53; Julian Stafford 4-28; Marques Rodgers 4-27; Rashad Ridley 2-22; Victor Dean 1-19; David Carter 1-8; George Moreira Jr. 2-7.

INTERCEPTIONS: Arizona Rattlers - Allen Chapman 1-13; Phillip Henry 1-4. San Diego Strike Force - None.

FUMBLES: Arizona Rattlers - Jabre Lolley 1-0. San Diego Strike Force - Jihad Vercher 1-0.

SACKS (UA-A): Arizona Rattlers - Baron Poole 1-0. San Diego Strike Force - None.

2019 SEASON IN REVIEW

GAME 11: MAY 25, 2019, @ TUSCON SUGAR SKULLS



ARI 62
TUC 47

SCORES BY QUARTER

	1	2	3	4	SCORE
ARI	14	14	13	21	62
TUC	9	10	6	22	47

RATTLERS REMAIN UNDEFEATED AFTER TAKING DOWN TUCSON; 62-47

Tucson, Ariz - The Arizona Rattlers (11-0) defeated the Tucson Sugar Skulls (6-6) 62-47 for the third time this season to stay in control of their own destiny with the Indoor Football League regular season winding down.

The victory clinched the season series over the Sugar Skulls as the Rattlers have now won three of the first four meetings between their intrastate rivals. They will face the Sugar Skulls one final time this season at the Talking Stick Resort Arena on June 8th.

WR Jarrod Harrington finished with a career-high 114 receiving yards and three scores. He also added a kickoff return for a touchdown, his first special teams score of the season.

Defensively, both DL Lance McDowdell and Nik D'Avanzo each finished with four tackles and one TFL. DB Allen Chapman also forced a fumble that was eventually recovered by Tucson. The Rattlers held the Sugar Skulls to only 69 yards rushing and 157 passing yards on 31 attempts.

The Sugar Skulls were led by QB Jake Medlock who threw for 156 yards and five scores in the defeat. He also led the team with 54 rushing yards. WR Shaq Curenton and Jeremiah Harris each hauled in two touchdown receptions versus the Rattlers.

Defensively, they were led by Keith Jones Jr. who finished with two tackles and one for loss. Former Arizona Rattler Edward Mosley added a tackle for loss and Emmanuel Roker led the Skulls with three tackles.

The Sugar Skulls first drive ended with a 22-yard touchdown pass from QB Jake Medlock to Jeremiah Harris early in the first quarter to claim a 6-0 lead.

Arizona would answer quickly on their first offensive possession with a touchdown strike from QB Drew Powell to Peoria, Arizona native Jamal Miles to gain a 7-6 lead.

Tucson's next drive would conclude with a successful field goal attempt by Josh Gable after a tackle for loss by DB Devin Cockrell to reclaim the lead, 9-7.

Aided by an illegal defense penalty, the Rattlers would find pay dirt on another reception by Jamal Miles to give them a 14-9 advantage.

On the ensuing possession, the Sugar Skulls would turn the ball over on downs after a defensive stand by the Rattlers that included a shoestring tackle by DL Chris McAllister.

The Rattlers would respond a few plays later on another touchdown pass from Powell, this time to Jarrod Harrington to push the lead to 12 points in the second quarter.

The Skulls would threaten in the red zone, but they failed to find the end zone after a tackle for loss by DL Nik D'Avanzo. Tucson would settle for another field goal by Gable to cut the lead to nine points a few minutes before halftime.

Harrington, however, would take the ensuing kickoff 50-yards to the house for his second touchdown of the game, giving Arizona a 28-12 advantage.

In their final possession before halftime, Medlock would connect with WR Shaq Curenton for a touchdown to narrow the deficit to nine points.

Kicker Jimmy Camacho's field goal attempt was missed wide left as time expired in the first half as the Rattlers would go into the locker room with a 28-19 lead.

The Rattlers started the second half with possession of the football and Powell would find Harrington a few plays later for the second time in the end zone to extend the lead to 35-19.

The Sugar Skulls were forced to kick a long field goal try on their ensuing possession that was missed wide left.

Just a few plays later, Powell would hook up with Harrington again for another touchdown to give the Rattlers a 41-19 lead late in the third quarter.

Tucson would answer the Rattlers touchdown with one of their own on a short reception by receiver Shaq Curenton to get within 16 points late in the third.

Arizona would march right down the field and score again, this time on a keeper by Drew Powell to extend the lead to 23 points early in the fourth period.

The Skulls would get back on the score board a few plays later on a touchdown reception by Jeremiah Harris to trim the lead back down to 16 points.

However, Powell would find the end zone again with his legs to extend the lead back up to 23 points with 10 minutes remaining.

Medlock would connect with Rico Brown a few snaps later for another short touchdown reception to get within 55-39.

A solid kick return by Jamal Miles would set the Rattlers up in favorable field position. RB Jabre Lolley would punch it in from a few yards out, further extending the lead.

The Skulls would score one final time on a touchdown pass by QB Matt Behrendt with 20 seconds left.

2019 SEASON IN REVIEW

GAME 11: MAY 25, 2019, @ TUSCON SUGAR SKULLS



STADIUM

Tucson Arena

ATTENDANCE:

4828

REFEREE

Reed Brotherton

UMPIRE

Todd Evans

LINESMAN

David Ross

LINE JUDGE

Andy Warner

BACK JUDGE

Johnny Price

SCORING SUMMARY

1st	12:42 Tucson Sugar Skulls - Jeremiah Harris 13 yd pass from Jake Medlock. (Josh Gable kick failed). Drive: 3 plays, 28 yards in 2:18.	0 - 6
	10:30 Arizona Rattlers - Jamal Miles 13 yd pass from Drew Powell. (Jimmy Camacho kick is good). Drive: 3 plays, 31 yards in 1:30.	7 - 6
	04:34 Tucson Sugar Skulls - Josh Gable 40 yd field goal. Drive: 7 plays, 6 yards in 5:16.	7 - 9
	00:40 Arizona Rattlers - Jamal Miles 11 yd pass from Drew Powell. (Jimmy Camacho kick is good). Drive: 5 plays, 34 yards in 3:34.	14 - 9
2nd	09:40 Arizona Rattlers - Jarrod Harrington 16 yd pass from Drew Powell. (Jimmy Camacho kick is good). Drive: 3 plays, 33 yards in 1:57.	21 - 9
	03:19 Tucson Sugar Skulls - Josh Gable 26 yd field goal. Drive: 9 plays, 32 yards in 5:53.	21 - 12
	03:05 Arizona Rattlers - Jarrod Harrington 50 yd kickoff return. (Jimmy Camacho kick is good).	28 - 12
	00:11 Tucson Sugar Skulls - S. Curenton 2 yd pass from Jake Medlock. (Josh Gable kick is good). Drive: 8 plays, 35 yards in 2:15.	28 - 19
3rd	13:15 Arizona Rattlers - Jarrod Harrington 23 yd pass from Drew Powell. (Jimmy Camacho kick is good). Drive: 3 plays, 43 yards in 1:25.	35 - 19
	04:57 Arizona Rattlers - Jarrod Harrington 1 yd pass from Drew Powell. (2pt conversion rush by Jarrod Harrington failed). Drive: 7 plays, 45 yards in 4:25.	41 - 19
	02:45 Tucson Sugar Skulls - S. Curenton 10 yd pass from Jake Medlock. (Josh Gable kick failed). Drive: 3 plays, 25 yards in 1:35.	41 - 25
4th	14:55 Arizona Rattlers - Drew Powell 13 yd run. (Jimmy Camacho kick is good). Drive: 4 plays, 30 yards in 1:45.	48 - 25
	13:35 Tucson Sugar Skulls - Jeremiah Harris 17 yd pass from Jake Medlock. (Josh Gable kick is good). Drive: 2 plays, 23 yards in 0:15.	48 - 32
	11:00 Arizona Rattlers - Drew Powell 11 yd run. (Jimmy Camacho kick is good). Drive: 4 plays, 38 yards in 2:00.	55 - 32
	07:00 Tucson Sugar Skulls - Rico Brown 7 yd pass from Jake Medlock. (Josh Gable kick is good). Drive: 5 plays, 35 yards in 3:00.	55 - 39
	04:35 Arizona Rattlers - Jabre Lolley 2 yd run. (Jimmy Camacho kick is good). Drive: 3 plays, 30 yards in 1:21.	62 - 39
	00:15 Tucson Sugar Skulls - Rico Brown 2 yd pass from Matt Behrendt. (2pt conversion pass by S. Curenton is good). Drive: 9 plays, 38 yards in 3:14.	62 - 47

	ARI	TUC
FIRST DOWNS	21	20
RUSHES-YARDS (NET)	18-125	21-69
PASSING YDS (NET)	180	158
Passes Att-Comp-Int	15-13-0	31-19-0
TOTAL OFFENSE PLAYS-YARDS	33-305	52-227
Fumble Returns-Yards	0-0	0-0
Punt Returns-Yards	0-0	0-0
Kickoff Returns-Yards	7-114	8-99
Interception Returns-Yards	0-0	0-0
Fumbles-Lost	0-0	1-0
Penalties-Yards	11-76	7-45
Possession Time	25:04	34:56
Third-Down Conversions	67% (2 of 3)	44% (4 of 9)
Fourth-Down Conversions	100% (1 of 1)	50% (1 of 2)
Red-Zone Scores-Chances	2-2	4-4
Sacks By: Number-Yards	1-4	0-0

RUSHING: Arizona Rattlers - Drew Powell 8-83; Jabre Lolley 7-39; Caleb Holbrook 1-5; Jamal Miles 2--2. Tucson Sugar Skulls - Jake Medlock 11-54; Mike Jones 9-15; Matt Behrendt 1-0.

PASSING: Arizona Rattlers - Drew Powell 15-13-0-180. Tucson Sugar Skulls - Jake Medlock 30-18-0-156; Matt Behrendt 1-1-0-2.

RECEIVING: Arizona Rattlers - Jarrod Harrington 7-114; Jamal Miles 4-56; Jabre Lolley 2-10. Tucson Sugar Skulls - Jeremiah Harris 9-88; Shaq Curenton 7-54; Rico Brown 2-9; Mike Jones 1-7.

INTERCEPTIONS: Arizona Rattlers - None. Tucson Sugar Skulls - None.

FUMBLES: Arizona Rattlers - None. Tucson Sugar Skulls - Shaq Curenton 1-0.

SACKS (UA-A): Arizona Rattlers - Lance McDowdell 1-0. Tucson Sugar Skulls - None.

2019 SEASON IN REVIEW

GAME 12: JUNE 1 2019, @ CEDAR RAPIDS RIVER KINGS



ARI 56
CDR 00

SCORES BY QUARTER

	1	2	3	4	SCORE
ARI	14	14	21	7	56
CDR	0	0	0	0	0

RATTLEERS SHUT OUT RIVER KINGS; 56-0

Cedar Rapids, Iowa - The Arizona Rattlers (12-0) defeated the Cedar Rapids River King (1-11) 56-0 to stay undefeated in the Indoor Football League (IFL).

The win gives the Rattlers a first-round bye in the 2019 IFL Playoffs, and home field advantage for the Conference Championship. Arizona and the Iowa Barnstormers (11-1) are both still in contention to clinch home field throughout.

The Rattlers defense was the story of the game. Arizona did not allow a score for the first time in team history. The closest Arizona ever came to a shutout was June 2nd, 1994, when the Rattlers defeated the Las Vegas Sting 50-7.

DL Nik D'Avanzo led the defensive front with eight total tackles, 4.5 tackles for a loss, 2.5 sacks, a pass breakup, a fumble recovery, and a blocked field goal. DL Lance McDowdell also recorded 1.5 sacks, and blocked a field goal. As for the secondary, DB/LB Davontae Merriweather had eight tackles, one for a loss, and an interception which was returned for a touchdown. DB Kamron Johnson also hauled in a pick.

On offense, QB Drew Powell completed four-of-six passes for 70 yards and a touchdown. He also ran for 38 yards and another score. RB Roland Genesy led the team on the ground with 60 yards on 11 attempts for three touchdowns.

For Cedar Rapids, quarterbacks Dalton Oliver and Ben Wilkerson combined 9-of-22 passing for 80 yards and no touchdowns. Each threw an interception.

Cedar Rapids received the initial kickoff but were held to a field goal attempt that was blocked by DL Lance McDowdell. The Rattlers took advantage and three plays later, Powell would run it 10 yards for the score.

The River Kings were again forced into a field goal attempt on their second possession, which was missed wide-right. Arizona would then extend their lead to 14 off of a one-yard run by RB Roland Genesy.

Cedar Rapids again attempted a field goal on their third possession, this one was blocked by DL Nik D'Avanzo, and recovered by DB Phillip Henry. The Rattlers would take only five plays to score again, this time a one-yard run by Genesy.

The River Kings fourth possession resulted in a missed field goal, this one wide-right. Two plays later, Powell completed a pass for 45 yards and the touchdown.

Cedar Rapids failed to score on their final possession of the half to make the score 28-0; Rattlers.

Arizona defense did not let down in the second half. On the River Kings first possession of the second half, QB Oliver Dalton's pass was intercepted by LB/DB Davontae Merriweather who returned it 26 yards for the score.

Cedar Rapids next possession resulted in a field goal attempt where, a botched snap gave the River Kings six yard-line. The Rattlers would score two plays later off of a one-yard run from WR Jamal Miles.

Arizona would score on the last play of the third quarter, when LB Ryan Langford forced a fumble on QB Ben Wilkerson, which was recovered by Cockrell, who returned it 38 yards for a touchdown.

The Rattlers would score one final time, a four-yard scamper from Genesy, to put the Rattlers up 56-0

2019 SEASON IN REVIEW

GAME 12: JUNE 1 2019, @ CEDAR RAPIDS RIVER KINGS



STADIUM

US Cellular Center

REFEREE

Andy Lebo

UMPIRE

Mike Stumberg

LINESMAN

Josh Bruns

LINE JUDGE

Dustin Lutterma

BACK JUDGE

Jeff Carson

SCORING SUMMARY

1st	10:03 Arizona Rattlers - Drew Powell 10 yd run. (Jimmy Camacho kick is good). Drive: 3 plays, 27 yards in 1:36.	7 - 0
	03:51 Arizona Rattlers - Roland Genesy 1 yd run. (Jimmy Camacho kick is good). Drive: 4 plays, 45 yards in 2:48.	14 - 0
2nd	08:18 Arizona Rattlers - Roland Genesy 1 yd run. (Jimmy Camacho kick is good). Drive: 5 plays, 42 yards in 2:29.	21 - 0
	04:03 Arizona Rattlers - Jarrod Harrington 45 yd pass from Drew Powell. (Jimmy Camacho kick is good). Drive: 2 plays, 45 yards in 0:52.	28 - 0
3rd	11:41 Arizona Rattlers - Davontae Merriweather 26 yd interception return. (Jimmy Camacho kick is good). 04:05 Arizona Rattlers - Jamal Miles 1 yd run. (Jimmy Camacho kick is good). Drive: 2 plays, 6 yards in 1:01.	35 - 0
	00:00 Arizona Rattlers - Devin Cockrell 38 yd fumble return. (Jimmy Camacho kick is good).	42 - 0
4th	10:43 Arizona Rattlers - Roland Genesy 4 yd run. (Jimmy Camacho kick is good). Drive: 3 plays, 28 yards in 1:52.	49 - 0
		56 - 0

	ARI	CED
FIRST DOWNS	19	8
RUSHES-YARDS (NET)	19-129	19-28
PASSING YDS (NET)	94	67
Passes Att-Comp-Int	9-6-0	22-9-2
TOTAL OFFENSE PLAYS-YARDS	28-223	41-95
Fumble Returns-Yards	2-38	1-0
Punt Returns-Yards	0-0	0-0
Kickoff Returns-Yards	1-26	8-98
Interception Returns-Yards	2-28	0-0
Fumbles-Lost	1-1	3-2
Penalties-Yards	7-62	6-24
Possession Time	24:06	35:54
Third-Down Conversions	50% (1 of 2)	9% (1 of 11)
Fourth-Down Conversions	0% (0 of 0)	40% (2 of 5)
Red-Zone Scores-Chances	4-5	0-4
Sacks By: Number-Yards	4-13	0-0

RUSHING: Arizona Rattlers - Roland Genesy Jr 11-60; Drew Powell 3-38; Jeff Ziemba 2-16; Dez Stewart 1-10; Jamal Miles 2-5. Cedar Rapids River Kings - Ben Wilkerson 9-64; Nathaniel Chavious 6-14; Dalton Oliver 3--13; Jordan Smith 1--37.

PASSING: Arizona Rattlers - Drew Powell 6-4-0-70; Jeff Ziemba 3-2-0-24. Cedar Rapids River Kings - Ben Wilkerson 9-4-1-49; Dalton Oliver 13-5-1-31; TEAM 0-0-0--13.

RECEIVING: Arizona Rattlers - Jarrod Harrington 2-52; Jamal Miles 2-22; Dez Stewart 2-20. Cedar Rapids River Kings - Marquel Wade 5-41; Ezell Ruffin 2-37; Jordan Smith 2-2.

INTERCEPTIONS: Arizona Rattlers - Davontae Merriweather 1-26; Kamron Johnson 1-2. Cedar Rapids River Kings - None.

FUMBLES: Arizona Rattlers - Jeff Ziemba 1-1. Cedar Rapids River Kings - Dalton Oliver 1-0; Ben Wilkerson 1-1; Jordan Smith 1-1.

SACKS (UA-A): Arizona Rattlers - Lance McDowdell 1-1; Nikolaus D'Avanzo 2-1. Cedar Rapids River Kings - None.

2019 SEASON IN REVIEW

GAME 13: JUNE 8, 2019, VS. TUCSON SUGAR SKULLS



TUC 49
ARI 50

SCORES BY QUARTER

	1	2	3	4	OT	SCORE
TUC	14	21	0	7	7	49
ARI	14	7	14	7	8	50

RATTLERS RALLY PAST SUGAR SKULLS IN OVERTIME; 50-49

PHOENIX - The league-leading Arizona Rattlers (13-0) overcame a 21-point deficit to defeat the Tucson Sugar Skulls 50-49 in overtime in front of 13,755 fans at Talking Stick Resort Arena on Saturday.

The victory kept the Rattlers in front of the Iowa Barnstormers (12-1) for first place and home field throughout the Indoor Football League (IFL) playoffs.

Facing their in-state rival for the fourth time this season, the Rattlers faced their biggest deficit of the season as they trailed the Sugar Skulls 35-14 with 48 seconds remaining in the first half.

"We just had a lot of adversity tonight and we had to overcome," Head Coach and General Manager Kevin Guy said. "I think it said something about our character that we found a way to win."

Rattlers QB Drew Powell was 13-of-20 passing for 158 yards and four touchdowns. He also ran for 29 yards, including the game-winning two-point conversion in overtime.

"We had that two-point play in our back pocket for that situation," Powell said. "Once we knew we had to score, we had our play ready to go so as soon as we scored we knew we were going to go ahead and go for two."

"I wasn't going to put that on our kicker, not after we lost last year," Guy said. "We want home-field advantage and we want it to go through the desert."

WR Dez Stewart led the Arizona receivers with 55 receiving yards and two touchdowns. WR Jarrod Harrington did not record a catch, but did have a 50-yard kickoff return touchdown that helped get the Rattlers comeback started.

"That kickoff return, that was a big play on our special teams unit that sparked us right back up," Harrington said.

Tucson QB Jake Medlock was 17-of-25 passing for 190 yards and two touchdowns, along with 66 rushing yards and three touchdowns on the ground. WR Jeremiah Harris had eight catches for 96 yards and a touchdown.

The Rattlers defense was led by DB Phillip Henry, would had nine solo tackles. LB Ryan Langford had a sack and 2.5 tackles for loss.

LB Zach Allen led the Sugar Skulls with six solo tackles. LB Dee Maggitt Jr. had an interception, while DL Rayshawn Henderson and DL Keith Jones Jr. combined for a sack.

The Rattlers got the ball first and immediately scored on the first play from scrimmage as Powell found Stewart for a 28-yard touchdown pass.

The Sugar Skulls answered as Medlock scored on an 8-yard run to tie the game 7-7.

Following a turnover on down by Arizona, Tucson took the lead on a 5-yard run by Medlock.

The Rattlers tied the game on the last play of the first quarter as Stewart punched it in from 2 yards out.

Medlock found Harris for a 40-yard touchdown pass to put the Sugar Skulls back on top 21-14.

After a Rattlers touchdown was erased by an offensive holding penalty on fourth down, K Jimmy Camacho missed a 29-yard field goal attempt, keeping the deficit at seven.

The Sugar Skulls extended their lead on a fake field goal try as QB Matt Behrendt completed a 5-yard pass to WR Shadrach Thornton for a touchdown. K Josh Gable made the point-after attempt to make the score 28-14.

Following an interception by Maggitt, Medlock connected with WR Rico Brown for an 8-yard touchdown to increase the Sugar Skulls lead to 21.

On the ensuing kickoff, Harrington returned the kickoff 50 yards to pull the Rattlers back to within 14.

After a Langford sack that resulted in a Sugar Skulls turnover on downs, Powell found RB Jabre Lolley for a 10-yard touchdown pass. Camacho missed the extra point, bringing the score to 35-27 Tucson.

Following another Rattlers stop, Harrington would score from 7 yards out to pull Arizona within two. The Rattlers lined up for a point-after kick, but Harrington took the snap and ran it in for the two-point conversion to tie the game.

Medlock rushed for his third touchdown of the game on the first play of the fourth quarter, a 28-yard carry, to give Tucson the lead again.

Arizona would answer on a 6-yard touchdown pass from Powell to WR Anthony Amos to tie the game, 42-42.

Tucson drove down the field on their next possession, getting as deep as the Arizona 2-yard line. However, the Rattlers would come up with another defensive stand and forced another turnover on downs, taking over on their own 9-yard line with 1:16 left in regulation.

Arizona faced a 3rd-and-20, where Powell completed a 19-yard pass to Lolley. However, the Rattlers could not convert on fourth down and the Sugar Skulls took over with nine seconds to play.

After a Medlock incompleting, Gable lined up for a 50-yard field goal attempt, which missed wide left, and forced the game into overtime.

Tucson got the ball first in overtime and scored on a 4-yard run by RB Mike Jones. Gable kicked the extra point to make the score 49-42 Tucson.

On Arizona's overtime possession, Powell hit Stewart for a 7-yard touchdown to make it 49-48. The Rattlers decided to go for the two-point conversion, and Powell successfully rushed it in to give Arizona the 50-49 win.

2019 SEASON IN REVIEW

GAME 13: JUNE 8, 2019, VS. TUSCON SUGAR SKULLS



STADIUM

Phoenix Suns Arena

ATTENDANCE:

13,755

REFEREE

Ty Druse

UMPIRE

Todd Evans

LINESMAN

David Ross

LINE JUDGE

Mark Warner

BACK JUDGE

Johnny Price

SCORING SUMMARY

1st	14:26 Arizona Rattlers - Dez Stewart 28 yd pass from Drew Powell. (Jimmy Camacho kick is good). Drive: 1 plays, 28 yards in 0:34.	0 - 7
	09:09 Tucson Sugar Skulls - Jake Medlock 8 yd run. (Josh Gable kick is good). Drive: 8 plays, 39 yards in 4:39.	7 - 7
	04:08 Tucson Sugar Skulls - Jake Medlock 5 yd run. (Josh Gable kick is good). Drive: 2 plays, 17 yards in 1:36.	14 - 7
	00:00 Arizona Rattlers - Dez Stewart 2 yd run. (Jimmy Camacho kick is good). Drive: 6 plays, 32 yards in 3:51.	14 - 14
2nd	13:49 Tucson Sugar Skulls - Jeremiah Harris 40 yd pass from Jake Medlock. (Josh Gable kick is good). Drive: 2 plays, 42 yards in 1:11.	21 - 14
	02:42 Tucson Sugar Skulls - Shad Thornton 5 yd pass from Matt Behrendt. (Josh Gable kick is good). Drive: 9 plays, 45 yards in 5:42.	28 - 14
	00:48 Tucson Sugar Skulls - Rico Brown 8 yd pass from Jake Medlock. (Josh Gable kick is good). Drive: 2 plays, 11 yards in 0:25.	35 - 14
	00:40 Arizona Rattlers - Jarrod Harrington 50 yd kickoff return. (Jimmy Camacho kick is good).	35 - 21
3rd	10:35 Arizona Rattlers - Jabre Lolley 10 yd pass from Drew Powell. (Jimmy Camacho kick failed). Drive: 3 plays, 14 yards in 1:33.	35 - 27
	04:10 Arizona Rattlers - Jarrod Harrington 7 yd run. (2pt conversion rush by Jarrod Harrington is good). Drive: 4 plays, 29 yards in 2:10.	35 - 35
4th	14:48 Tucson Sugar Skulls - Jake Medlock 28 yd run. (Josh Gable kick is good). Drive: 6 plays, 47 yards in 3:42.	42 - 35
	10:16 Arizona Rattlers - Anthony Amos 6 yd pass from Drew Powell. (Jimmy Camacho kick is good). Drive: 6 plays, 38 yards in 3:55.	42 - 42
OT	00:00 Tucson Sugar Skulls - Mike Jones 4 yd run. (Josh Gable kick is good). Drive: 3 plays, 20 yards in 0:00.	49 - 42
	00:00 Arizona Rattlers - Dez Stewart 7 yd pass from Drew Powell. (2pt conversion rush by Drew Powell is good). Drive: 3 plays, 20 yards in 0:00.	49 - 50

	TUC	ARI
FIRST DOWNS	23	15
RUSHES-YARDS (NET)	31-105	19-85
PASSING YDS (NET)	200	156
Passes Att-Comp-Int	29-19-0	20-13-1
TOTAL OFFENSE PLAYS-YARDS	61-305	40-241
Fumble Returns-Yards	0-0	0-0
Punt Returns-Yards	0-0	0-0
Kickoff Returns-Yards	7-87	6-115
Interception Returns-Yards	1-0	0-0
Fumbles-Lost	0-0	0-0
Penalties-Yards	4-21	6-52
Possession Time	35:24	39:36
Third-Down Conversions	44% (4 of 9)	40% (2 of 5)
Fourth-Down Conversions	40% (2 of 5)	0% (0 of 2)
Red-Zone Scores-Chances	5-6	5-6
Sacks By: Number-Yards	1-2	1-12

RUSHING: Tucson Sugar Skulls - Jake Medlock 16-66; Mike Jones 12-41; Jeremiah Harris 1-1; Matt Behrendt 2--3. Arizona Rattlers - Drew Powell 7-29; Jabre Lolley 5-27; Jamal Miles 2-13; Jarrod Harrington 1-7; Anthony Amos 1-5; Dez Stewart 3-4.

PASSING: Tucson Sugar Skulls - Jake Medlock 25-17-0-190; Matt Behrendt 4-2-0-22; TEAM 0-0-0--12. Arizona Rattlers - Drew Powell 20-13-1-158; TEAM 0-0-0--2.

RECEIVING: Tucson Sugar Skulls - Jeremiah Harris 8-96; Rico Brown 5-66; Shaq Curenton 4-40; Mike Jones 1-5; Shad Thornton 1-5. Arizona Rattlers - Dez Stewart 4-55; Jabre Lolley 3-49; Anthony Amos 5-43; Jamal Miles 1-11.

INTERCEPTIONS: Tucson Sugar Skulls - Dee Maggitt Jr. 1-0. Arizona Rattlers - None.

FUMBLES: Tucson Sugar Skulls - None. Arizona Rattlers - None.

SACKS (UA-A): Tucson Sugar Skulls - Keith Jones Jr. 0-1; Rayshawn Henderson 0-1. Arizona Rattlers - Ryan Langford 1-0.

2019 SEASON IN REVIEW

GAME 14: JUNE 15, 2019, VS. SAN DIEGO STRIKE FORCE



SD 16
ARI 57

SCORES BY QUARTER

	1	2	3	4	SCORE
SD	0	3	6	7	16
ARI	14	14	15	14	57

RATTLERS COMPLETE UNDEFEATED REGULAR SEASON WITH WIN OVER STRIKE FORCE; 57-16

PHOENIX – The six-time World Champion Arizona Rattlers (14-0) completed their first undefeated regular season in franchise history on Saturday, defeating the San Diego Strike Force (1-13) in front of 14,036 fans at Talking Stick Resort Arena.

In addition to finishing the 2019 Indoor Football League (IFL) regular season undefeated, the Rattlers will have home field throughout the playoffs. Head Coach and General Manager Kevin Guy credited the work of the entire organization, especially the players.

“They’re the ones who got it done on the field so I’m very proud of the players,” Guy said. “We still got two more to go but we’re proud that it’s coming through the desert.”

QB Drew Powell was 12-of-16 passing for 151 yards and two touchdowns, and also rushed for two touchdowns.

“It’s a whole new season we get to start. We get to go attack it and we get to start fresh,” Powell said about playing in the postseason.

RB Roland Genesy Jr. led the rushing attack for Arizona, carrying the ball 13 times for 100 yards and a touchdown.

San Diego QB Jihad Vercher was 11-for-28 passing for 93 yards and two touchdowns. RB Dominique Carson had 61 rushing yards, and WR Marques Rodgers and WR David Carter each caught a touchdown for the Strike Force.

Defensively, Rattlers DL Connor Flagel had two sacks and three tackles for loss, while DB Dillion Winfrey had five solo tackles and 1.5 tackles for loss.

DB Omar Cook led the Strike Force with eight solo tackles, while Rodgers and DB E.J. Johnson each had a fumble recovery.

After holding the Strike Force to a missed field goal by K Ernesto Lacayo on the first possession, the Rattlers opened the scoring with a 15-yard touchdown pass from Powell to WR/RB Jamal Miles. K Jimmy Camacho kicked the extra point to make it 7-0 Rattlers.

Following another San Diego missed field goal attempt, Arizona drove 45 yards down the field and capped it off with a 13-yard touchdown run by Powell to extend the lead.

The Strike Force got on the board with 6:30 left in the second quarter on a successful 28-yard field goal try by Lacayo.

The Rattlers increased their lead to 21-3 as Powell scored on a 1-yard keeper.

On the ensuing kickoff, Arizona went for an onside kick and successfully recovered the ball. The first play on the following drive resulted in a 38-yard touchdown pass from Powell to WR Anthony Amos.

The Rattlers started the second half with the ball and added seven more points to the lead on a 6-yard carry by Genesy.

The Strike Force got their first touchdown on a 24-yard completion from Vercher to Carter, making the score 35-9 Rattlers.

QB Jeff Ziemba entered the game and completed a 36-yard touchdown pass to Amos. The extra point attempt by Camacho was blocked but WR Jarrod Harrington recovered the football and rushed into the end zone for a two-point conversion.

Miles scored again, this time on an 8-yard run, to increase the Rattlers lead to 50-9.

San Diego answered with a 12-yard touchdown pass from Vercher to Rodgers.

2019 SEASON IN REVIEW

GAME 14: JUNE 15, 2019, VS. SAN DIEGO STRIKE FORCE



STADIUM

Phoenix Suns Arena

ATTENDANCE:

14,036

REFEREE

Ty Druse

UMPIRE

Mark Warner

LINESMAN

Tom Drzagowski

LINE JUDGE

Jeremy Jolles

BACK JUDGE

Kainan Keiser

SCORING SUMMARY

1st	09:57 Arizona Rattlers - Jamal Miles 15 yd pass from Drew Powell. (Jimmy Camacho kick is good). Drive: 3 plays, 31 yards in 1:29.	0 - 7
	00:55 Arizona Rattlers - Drew Powell 13 yd run. (Jimmy Camacho kick is good). Drive: 9 plays, 45 yards in 6:08.	0 - 14
2nd	06:30 San Diego Strike Force - Ernesto Lacayo 28 yd field goal. Drive: 7 plays, 34 yards in 4:15.	3 - 14
	03:11 Arizona Rattlers - Drew Powell 1 yd run. (Jimmy Camacho kick is good). Drive: 6 plays, 30 yards in 3:19.	3 - 21
	02:23 Arizona Rattlers - Anthony Amos 38 yd pass from Drew Powell. (Jimmy Camacho kick is good). Drive: 1 plays, 38 yards in 0:09.	3 - 28
3rd	10:48 Arizona Rattlers - R. Genesy Jr 6 yd run. (Jimmy Camacho kick is good). Drive: 7 plays, 42 yards in 4:12.	3 - 35
	07:36 San Diego Strike Force - David Carter 24 yd pass from Jihad Vercher. (Ernesto Lacayo kick failed). Drive: 4 plays, 43 yards in 2:37.	9 - 35
	05:43 Arizona Rattlers - Anthony Amos 36 yd pass from Jeff Ziemba. (2pt conversion rush by Jarrod Harrington is good). Drive: 2 plays, 38 yards in 1:12.	9 - 43
4th	10:00 Arizona Rattlers - Jamal Miles 8 yd run. (Jimmy Camacho kick is good). Drive: 4 plays, 23 yards in 2:19.	9 - 50
	04:16 San Diego Strike Force - Marques Rodgers 12 yd pass from Jihad Vercher. (Ernesto Lacayo kick is good). Drive: 6 plays, 45 yards in 5:09.	16 - 50
	03:10 Arizona Rattlers - Jamal Miles 54 yd kickoff return. (Jimmy Camacho kick is good).	16 - 57

	SD	ARI
FIRST DOWNS	13	20
RUSHES-YARDS (NET)	16-108	24-133
PASSING YDS (NET)	81	187
Passes Att-Comp-Int	29-11-0	18-13-0
TOTAL OFFENSE PLAYS-YARDS	47-189	42-320
Fumble Returns-Yards	2-31	0-0
Punt Returns-Yards	0-0	1-25
Kickoff Returns-Yards	6-76	3-83
Interception Returns-Yards	0-0	0-0
Fumbles-Lost	0-0	2-2
Penalties-Yards	11-53	7-63
Possession Time	34:33	25:27
Third-Down Conversions	20% (2 of 10)	83% (5 of 6)
Fourth-Down Conversions	25% (1 of 4)	100% (1 of 1)
Red-Zone Scores-Chances	0-2	3-4
Sacks By: Number-Yards	0-0	2-12

RUSHING: San Diego Strike Force - Dominique Carson 7-61; Jihad Vercher 4-38; Marques Rodgers 5-9. Arizona Rattlers - Roland Genesy Jr 13-100; Jamal Miles 3-20; Drew Powell 6-11; Jeff Ziemba 2-2.

PASSING: San Diego Strike Force - Jihad Vercher 28-11-0-93; Ernesto Lacayo 1-0-0-0; TEAM 0-0-0--12. Arizona Rattlers - Drew Powell 16-12-0-151; Jeff Ziemba 2-1-0-36.

RECEIVING: San Diego Strike Force - Marques Rodgers 6-38; David Carter 1-24; Julian Stafford 3-23; Jamari Williams 1-8. Arizona Rattlers - Anthony Amos 3-86; Jarrod Harrington 4-51; Jamal Miles 2-26; Roland Genesy Jr 3-18; Dez Stewart 1-6.

INTERCEPTIONS: San Diego Strike Force - None. Arizona Rattlers - None.

FUMBLES: San Diego Strike Force - None. Arizona Rattlers - Drew Powell 1-1; Roland Genesy Jr 1-1.

SACKS (UA-A): San Diego Strike Force - None. Arizona Rattlers - Connor Flagel 2-0.

2019 SEASON IN REVIEW

CONFERENCE FINAL: JUNE 29, 2019, VS. NEBRASKA DANGER



NEB 45
ARI 62

SCORES BY QUARTER

	1	2	3	4	SCORE
NEB	7	10	14	14	45
ARI	14	21	14	13	62

RATTLEERS UNITED BOWL BOUND AFTER DISMANTLING DANGER; 62-45

GLENDAL, Ariz. - The six-time World Champion Arizona Rattlers (15-0) moved one step closer to their seventh title on Saturday as they defeated the Nebraska Danger (8-8) 62-45 in the Intense Conference Championship in front of 13,579 fans at Gila River Arena.

The win sends the Rattlers to the 2019 United Bowl where they will face the Sioux Falls Storm (12-3) in a rematch of the championship game from 2017. Head Coach and General Manager Kevin Guy commended his players on their efforts in the win.

"I'm extremely proud of the guys," Guy said. "We came out and started fast, that's what we wanted to do. Jump on these guys fast and execute."

Now the focus shifts to Sioux Falls, who will make their 10th consecutive appearance in the United Bowl after eliminating the Iowa Barnstormers (12-3) 52-50 on Saturday.

"It says something about the leadership in their organization and how they always get to this game every season," Guy said. "I think we're seven out of the last nine in getting to the championship so you're looking at two of the best franchises in the country. It's going to be a great matchup."

QB Drew Powell and RB Jabre Lolley each had three rushing touchdowns for Arizona in the win. Powell also went 12-for-16 passing for 110 yards and two touchdowns.

For Nebraska, QB Tommy Armstrong went 11-for-21 passing for 110 yards, five touchdowns. WR Eric Thomas caught four touchdown passes and had 42 receiving yards.

Defensively, DB Dillion Winfrey and DB Davontae Merriweather both had an interception for the Rattlers, while DL Nikolaus D'Avanzo had 2.5 tackles for loss.

DB Gregory Dent Jr. led the Danger with six solo tackles. DL Chris Martin had one tackle for loss.

After Nebraska's first drive came to an end with an interception by Winfrey, Arizona drove down the field and scored the game's first touchdown on a 3-yard run by Lolley.

The Rattlers got the ball back on another interception by Merriweather, and Powell hit WR Jarrod Harrington with a 14-yard pass one play later to make the score 14-0.

The Danger answered with a 49-yard kickoff return by WR Mike Tatum.

Arizona bumped their lead back to 14 early in the second quarter with a 3-yard carry by Powell.

Nebraska responded as Armstrong found Thomas for an 18-yard touchdown pass.

Powell connected with Harrington for a 9-yard touchdown pass to put the Rattlers ahead 28-14.

The next Danger drive resulted in a successful 38-yard field goal by K Diego Marquez to cut the Rattlers lead to 11.

Lolley got his second rushing touchdown with an 8-yard run to put Arizona ahead 35-17.

The Rattlers got the second-half kickoff and Powell scored on a 30-yard run to increase the lead.

Armstrong completed a 2-yard touchdown pass to Thomas, but the two-point conversion failed to make the score 42-23.

Powell added another rushing touchdown, this time from 7-yards out, to put Arizona up by 26.

Armstrong connected with WR Johnny Jackson IV for a 20-yard touchdown pass, then completed a pass to Thomas for a successful two-point conversion to make it 49-31.

The Rattlers scored again on the ground with a 4-yard touchdown run by Miles to add to the lead.

Nebraska replied with a 5-yard pass from Armstrong to Thomas, but failed on the two-point attempt to put the score at 56-37 with 6:35 left in the game.

On their next drive, Arizona used up almost five minutes before punching it in on a 2-yard carry by Lolley.

Armstrong found Thomas for another passing touchdown, a 10-yard completion, and RB Davonte Sapp-Lynch ran in the two-point try with 26 seconds left

2019 SEASON IN REVIEW

CONFERENCE FINAL: JUNE 29, 2019, VS. NEBRASKA DANGER



STADIUM

Gila River Arena

ATTENDANCE

13,579

REFEREE

Jim Schafer

UMPIRE

Zach Griffin

LINESMAN

Rhoderick Field

LINE JUDGE

Casey Farley

BACK JUDGE

Justin Denning

SCORING SUMMARY

1st	09:47 Arizona Rattlers - Jabre Lolley 3 yd run. (Jimmy Camacho kick is good). Drive: 6 plays, 35 yards in 3:20.	0 - 7
	03:47 Arizona Rattlers - Jarrod Harrington 14 yd pass from Drew Powell. (Jimmy Camacho kick is good). Drive: 1 plays, 14 yards in 0:24.	0 - 14
	02:58 Nebraska Danger - Mike Tatum 49 yd kickoff return. (Diego Marquez kick is good).	7 - 14
2nd	14:55 Arizona Rattlers - Drew Powell 3 yd run. (Jimmy Camacho kick is good). Drive: 4 plays, 26 yards in 2:22.	7 - 21
	13:18 Nebraska Danger - Eric Thomas 18 yd pass from Tommy Armstrong. (Diego Marquez kick is good). Drive: 2 plays, 22 yards in 1:03.	14 - 21
	10:17 Arizona Rattlers - Jarrod Harrington 9 yd pass from Drew Powell. (Jimmy Camacho kick is good). Drive: 4 plays, 43 yards in 2:22.	14 - 28
	06:49 Nebraska Danger - Diego Marquez 38 yd field goal. Drive: 4 plays, 6 yards in 2:54.	17 - 28
	03:31 Arizona Rattlers - Jabre Lolley 8 yd run. (Jimmy Camacho kick is good). Drive: 5 plays, 40 yards in 2:43.	17 - 35
3rd	14:30 Arizona Rattlers - Drew Powell 30 yd run. (Jimmy Camacho kick is good). Drive: 1 plays, 30 yards in 0:30.	17 - 42
	08:11 Nebraska Danger - Eric Thomas 2 yd pass from Tommy Armstrong. (2pt conversion rush by Tommy Armstrong failed). Drive: 7 plays, 33 yards in 5:48.	23 - 42
	04:42 Arizona Rattlers - Drew Powell 7 yd run. (Jimmy Camacho kick is good). Drive: 4 plays, 38 yards in 2:43.	23 - 49
	02:40 Nebraska Danger - J. Jackson IV 20 yd pass from Tommy Armstrong. (2pt conversion pass by Eric Thomas is good). Drive: 3 plays, 35 yards in 1:30.	31 - 49
4th	11:40 Arizona Rattlers - Jamal Miles 4 yd run. (Jimmy Camacho kick is good). Drive: 8 plays, 38 yards in 5:11.	31 - 56
	08:08 Nebraska Danger - Eric Thomas 5 yd pass from Tommy Armstrong. (2pt conversion pass by Tommy Armstrong failed). Drive: 4 plays, 40 yards in 2:50.	37 - 56
	02:25 Arizona Rattlers - Jabre Lolley 2 yd run. (Jimmy Camacho kick failed). Drive: 6 plays, 23 yards in 4:14.	37 - 62
	00:26 Nebraska Danger - Eric Thomas 10 yd pass from Tommy Armstrong. (2pt conversion rush by D. Sapp-Lynch is good). Drive: 6 plays, 45 yards in 1:10.	45 - 62

	NEB	ARI
FIRST DOWNS	15	27
RUSHES-YARDS (NET)	17-85	28-186
PASSING YDS (NET)	110	110
Passes Att-Comp-Int	21-11-2	16-12-0
TOTAL OFFENSE PLAYS-YARDS	38-195	44-296
Fumble Returns-Yards	0-0	0-0
Punt Returns-Yards	0-0	0-0
Kickoff Returns-Yards	8-214	6-97
Interception Returns-Yards	0-0	2-2
Fumbles-Lost	0-0	0-0
Penalties-Yards	6-64	5-21
Possession Time	29:11	30:49
Third-Down Conversions	17% (1 of 6)	100% (6 of 6)
Fourth-Down Conversions	0% (0 of 1)	0% (0 of 0)
Red-Zone Scores-Chances	3-3	7-7
Sacks By: Number-Yards	0-0	0-0

RUSHING: Nebraska Danger - Tommy Armstrong 9-49; Davonte Sapp-Lynch 8-36. Arizona Rattlers - Drew Powell 11-91; Jabre Lolley 14-81; Jamal Miles 2-8; Anthony Amos 1-6.

PASSING: Nebraska Danger - Tommy Armstrong 21-11-2-110. Arizona Rattlers - Drew Powell 16-12-0-110.

RECEIVING: Nebraska Danger - Eric Thomas 5-42; Johnny Jackson IV 2-32; Mike Tatum 3-22; Davonte Sapp-Lynch 1-14. Arizona Rattlers - Jarrod Harrington 3-40; Jamal Miles 5-27; Anthony Amos 3-23; Jabre Lolley 1-20.

INTERCEPTIONS: Nebraska Danger - None. Arizona Rattlers - Davontae Merriweather 1-0; Dillion Winfrey 1-2.

FUMBLES: Nebraska Danger - None. Arizona Rattlers - None.

SACKS (UA-A): Nebraska Danger - None. Arizona Rattlers - None.

2019 SEASON IN REVIEW

UNITED BOWL: JULY 13 2019, VS. SIOUX FALLS STORM



SFS 56
ARI 53

SCORES BY QUARTER

	1	2	3	4	SCORE
SFS	14	14	14	14	56
ARI	14	17	14	8	53

RATTLERS LOSE TO STORM IN 2019 UNITED BOWL; 56-53

GLENDAL, Ariz. - The Arizona Rattlers (15-1) suffered their first loss of the 2019 Indoor Football League (IFL) season, losing to the Sioux Falls Storm (14-3) 56-53 in the 2019 United Bowl in front of 14,635 fans at Gila River Arena.

Rattlers QB Drew Powell completed 16-of-21 passes for 166 yards and two touchdowns, while also rushing for another two touchdowns. However, he was sacked three times by the Storm defense.

"They did a good job of keying him and scheming him," Head Coach and General Manager Kevin Guy said. "At the end of the day, we missed some reads up front and they had a good little scheme put together."

WR Jarrod Harrington had 220 all-purpose yards in the game and scored two touchdowns, including a 58-yard kickoff return score that put Arizona ahead 45-42 in the third quarter.

"We didn't execute," Harrington said. "We didn't make the right read sometimes. There were a couple of times we didn't make the catch we were supposed to make or get the blocks we were supposed to make."

Storm QB Lorenzo Brown Jr. was 15-of-19 passing for 200 yards and five touchdowns. WR Brandon Sheperd had six catches for 115 yards, a receiving touchdown, and a rushing touchdown. WR Kent Shelby had two touchdown catches.

DB Dillion Winfrey led the Rattlers defense with 13 solo tackles, DB Allen Chapman had a forced fumble, and DL Chris McAllister and LB Ryan Langford had half a sack each.

For Sioux Falls, LB T.J. Neal led the team with seven solo tackles, two sacks, three tackles for loss, and a forced fumble. DL Charles Williams added 1.5 tackles for loss and half a sack.

"It's going to take me a while to get over this one, but more so I hate it for my teammates," Harrington added. "We all worked so hard, day in and day out, and we didn't finish."

The Storm got the ball first and opened the scoring with a 7-yard touchdown pass from Brown to WR Damian Ford.

The Rattlers answered back with a 3-yard touchdown run by Harrington to tie the game at 7.

On the ensuing kickoff, Chapman forced a fumble that WR Dez Stewart recovered deep in Sioux Falls territory. Two plays later, WR/RB Jamal Miles punched it in from 2 yards out to give Arizona the lead.

Sioux Falls countered with a 40-yard strike from Brown to Sheperd.

In the second quarter, the Rattlers converted on fourth-and-goal from the Storm 1-yard line as Powell ran it in to give Arizona a 21-14 lead.

After a turnover was negated by a Rattlers penalty, Sheperd scored on an 11-yard run to tie the game for the third time in the first half.

The Rattlers pulled ahead again on a 29-yard touchdown pass from Powell to WR Anthony Amos.

Brown ran it in from 6 yards out to even the score at 28-28 in the final minute of the first half.

Arizona K Jimmy Camacho successfully kicked a 31-yard field goal at the horn to put the Rattlers up by three at halftime.

The Rattlers got the ball to start the second half and scored on an 8-yard pass from Powell to Miles to increase their lead to 10.

Sioux Falls responded as Brown found Shelby for a 3-yard touchdown pass. Despite a Storm penalty that pushed the extra-point try back 10 yards, K Parker Douglass converted the kick to make it 38-35.

Following a Rattlers turnover on downs, the Storm drove down the field and took the lead on a 2-yard touchdown run by RB Calen Campbell.

Harrington returned the next kickoff 58 yards for a touchdown to immediately give Arizona the lead back.

Sioux Falls recaptured the lead early in the fourth quarter as Brown connected with Campbell for a 26-yard touchdown pass.

After the Storm defense forced and recovered a fumble, Shelby caught a 9-yard touchdown pass from Brown to extend the Sioux Falls lead.

With 52.9 seconds left, Powell ran it in from 11 yards out for a touchdown. Following a Sioux Falls penalty on a failed two-point conversion, RB Jabre Lolley scored on the second try to pull the Rattlers within three.

2019 SEASON IN REVIEW

UNITED BOWL: JULY 13 2019, VS. SIOUX FALLS STORM



STADIUM

Gila River Arena

ATTENDANCE

14,635

REFEREE

Jim Schafer

UMPIRE

Zach Griffin

LINESMAN

Rhoderick Field

LINE JUDGE

Casey Farley

BACK JUDGE

Justin Denning

SCORING SUMMARY

1st	11:09 Sioux Falls Storm - Damian Ford 7 yd pass from L. Brown Jr. (Parker Douglass kick is good). Drive: 6 plays, 38 yards in 3:51.	7 - 0
	06:14 Arizona Rattlers - Jarrod Harrington 3 yd run. (Jimmy Camacho kick is good). Drive: 7 plays, 28 yards in 4:58.	7 - 7
	04:16 Arizona Rattlers - Jamal Miles 2 yd run. (Jimmy Camacho kick is good). Drive: 2 plays, 5 yards in 1:16.	7 - 14
	02:15 Sioux Falls Storm - Brandon Sheperd 40 yd pass from L. Brown Jr. (Parker Douglass kick is good). Drive: 2 plays, 41 yards in 1:20.	14 - 14
2nd	10:50 Arizona Rattlers - Drew Powell 1 yd run. (Jimmy Camacho kick is good). Drive: 9 plays, 30 yards in 5:43.	14 - 21
	08:29 Sioux Falls Storm - Brandon Sheperd 11 yd run. (Parker Douglass kick is good). Drive: 2 plays, 23 yards in 1:41.	21 - 21
	06:15 Arizona Rattlers - Anthony Amos 29 yd pass from Drew Powell. (Jimmy Camacho kick is good). Drive: 2 plays, 21 yards in 1:31.	21 - 28
	00:56 Sioux Falls Storm - L. Brown Jr. 6 yd run. (Parker Douglass kick is good). Drive: 7 plays, 42 yards in 4:45.	28 - 28
	00:00 Arizona Rattlers - Jimmy Camacho 31 yd field goal. Drive: 6 plays, 13 yards in 0:56.	28 - 31
3rd	13:09 Arizona Rattlers - Jamal Miles 8 yd pass from Drew Powell. (Jimmy Camacho kick is good). Drive: 3 plays, 36 yards in 1:51.	28 - 38
	10:43 Sioux Falls Storm - Kent Shelby 3 yd pass from L. Brown Jr. (Parker Douglass kick is good). Drive: 3 plays, 39 yards in 1:50.	35 - 38
	02:15 Sioux Falls Storm - Calen Campbell 2 yd run. (Parker Douglass kick is good). Drive: 5 plays, 44 yards in 3:37.	42 - 38
	01:19 Arizona Rattlers - Jarrod Harrington 58 yd kickoff return. (Jimmy Camacho kick is good). Drive: 5 plays, 46 yards in 2:44.	42 - 45
4th	12:58 Sioux Falls Storm - Calen Campbell 26 yd pass from L. Brown Jr. (Parker Douglass kick is good). Drive: 10 plays, 26 yards in 6:36.	49 - 45
	03:38 Sioux Falls Storm - Kent Shelby 9 yd pass from L. Brown Jr. (Parker Douglass kick is good). Drive: 10 plays, 26 yards in 6:36.	56 - 45
	00:53 Arizona Rattlers - Drew Powell 11 yd run. (2pt conversion rush by Jabre Lolley is good). Drive: 5 plays, 35 yards in 1:50.	56 - 53

	SF	ARI
FIRST DOWNS	22	16
RUSHES-YARDS (NET)	25-102	19-90
PASSING YDS (NET)	191	146
Passes Att-Comp-Int	19-15-0	21-16-0
TOTAL OFFENSE PLAYS-YARDS	45-293	43-236
Fumble Returns-Yards	1-0	1-0
Punt Returns-Yards	0-0	0-0
Kickoff Returns-Yards	7-91	6-171
Interception Returns-Yards	0-0	0-0
Fumbles-Lost	1-1	1-1
Penalties-Yards	7-47	6-59
Possession Time	32:59	27:01
Third-Down Conversions	86% (6 of 7)	57% (4 of 7)
Fourth-Down Conversions	100% (1 of 1)	50% (1 of 2)
Red-Zone Scores-Chances	5-6	6-7
Sacks By: Number-Yards	3-20	1-9

RUSHING: Sioux Falls Storm - Kent Shelby 6-30; Calen Campbell 6-28; Brandon Sheperd 3-21; Lorenzo Brown Jr. 9-19; Damian Ford 1-4. Arizona Rattlers - Jarrod Harrington 2-32; Drew Powell 11-27; Anthony Amos 2-22; Jamal Miles 2-6; Jabre Lolley 2-3.

PASSING: Sioux Falls Storm - Lorenzo Brown Jr. 19-15-0-200; TEAM 0-0-0--9. Arizona Rattlers - Drew Powell 21-16-0-166; TEAM 0-0-0--20.

RECEIVING: Sioux Falls Storm - Brandon Sheperd 6-115; Damian Ford 4-38; Calen Campbell 2-28; Kent Shelby 3-19. Arizona Rattlers - Anthony Amos 7-73; Jarrod Harrington 6-57; Jabre Lolley 1-19; Jamal Miles 2-17.

INTERCEPTIONS: Sioux Falls Storm - None. Arizona Rattlers - None.

FUMBLES: Sioux Falls Storm - Damond Powell 1-1. Arizona Rattlers - Drew Powell 1-1.

SACKS (UA-A): Sioux Falls Storm - Charles Williams 0-1; Claude Davis 0-1; T.J Neal 2-0. Arizona Rattlers - Chris McAllister 0-1; Ryan Langford 0-1.



2021

ALL-TIME HISTORY

ARIZONA RATTLERS

ARIZONA
RATTLERS



ALL-TIME HISTORY



Football Information

First Season: 1992
All-Time Record: 319-143 (.683)
All-Time Postseason Record: 39-18 (.685)
World Championships: 6
ArenaBowl Championships: 5
United Bowl Championships: 1
Conference Championships: 7
Division Championships: 11*
Most Consecutive Wins: 18 (July 27, 2013 - June 21, 2014)
First Team All-Arena Selections: 31
First Team All-IFL Selections: 8
Second Team All-Arena Selections: 26
Second Team All-IFL Selections: 6
AFL League Awards: 39
IFL League Awards: 9

Football History

All-Time Record	319-143 (.691)
All-Time Postseason Record	38-18 (.685)
All-Time World Championship Record	6-6 (.500)
All-Time Home Record	164-60 (.732)
All-Time Away Record	125-78 (.616)
World Championships	6
1994, 1997, 2012, 2013, 2014, 2017	
Conference Championships	7
(Prior to 2004 the AFL did not have a Conference Championship)	
2011, 2012, 2013, 2014, 2016, 2017, 2019	
Division Championships	11*
1996, 1997, 1998, 1999, 2004, 2011, 2012, 2013, 2014, 2015, 2016*	
*2016 did not have divisions, Rattlers were considered regular season conference champions	
Playoff Appearances	23
1993, 1994, 1995, 1996, 1997, 1998, 1999, 2000, 2001, 2002, 2003, 2004, 2006, 2008, 2010, 2011, 2012, 2013, 2014, 2015, 2016, 2017, 2018	
11+ Win Seasons	13
1996, 1997, 2000, 2002, 2004, 2011, 2012, 2013, 2014, 2015, 2016, 2017, 2018	

Rattlers Football by Decade

2010's	150-39 (.793)
2000's	90-66 (.576)
1990's	79-38 (.675)

Rattlers Head Coaches

Kevin Guy	2008-Present	158-47 (.754)
Gene Nudo	2006-2007	13-21 (.382)
Todd Shell	2005	7-9 (.438)
Danny White	1992-2004	141-65 (.684)

2018 Season in Review

Regular Season Record: 14-0 (1.000)
Playoff Record: 1-1 (.000)
Playoff Opponents: 5-0 (1.000)
Home: 7-0 (1.000), 1-1 (.500) Playoffs
Away: 7-0 (1.000), 0-0 (.000) Playoffs
Average Home Attendance: 14,092

ALL-TIME HISTORY

SEASON CAPSULES



2019

HEAD COACH

Kevin Guy

SEASON STATS

14-0 Regular Season
1-1 Post Season
1st in League

TOP PLAYERS

Passing: QB Jeff Ziemba

82/186, 1,043 yards,
21 TD, 3 INT

Rushing: RB Jabre Lolley

76 ATT, 442 yards, 14 TD

Receiving: WR Jarrod Harrington

54 rec, 696 yards, 14 TD

Kick Returns: WR Jarrod Harrington

30 ret, 574 YDS, 2 TD

Interceptions: DB Allen Chapman

6 INT

2018

HEAD COACH

Kevin Guy

SEASON STATS

11-3 Regular Season
0-1 Post Season
2nd in Conference

TOP PLAYERS

Passing: QB Jeff Ziemba

166/271, 1,745 yards,
39 TD, 8 INT

Rushing: RB Darrell Monroe

147 ATT, 788 yards, 28 TD

Receiving: WR Anthony Amos

40 rec, 493 yards, 17 TD

Kick Returns: WR Dezmon Epps

30 ret, 746 YDS, 2 TD

Interceptions: DB Arkeith Brown

4 INT

2017

HEAD COACH

Kevin Guy

SEASON STATS

12-4 Regular Season
2-0 Post Season
1st in Conference

TOP PLAYERS

Passing: QB Cody Sokol

132/218, 1,462 yards,
35 TD, 7 INT

Rushing: RB Darrell Monroe

129 ATT, 721 yards, 18 TD

Receiving: WR Anthony Amos

48 rec, 602 yards, 19 TD

Kick Returns: WR Jamal Miles

50 ret, 978 YDS, 2 TD

Interceptions: DB Allen Chapman

8 INT

2016

HEAD COACH

Kevin Guy

SEASON STATS

13-3 Regular Season
2-1 Post Season
1st in Conference

TOP PLAYERS

Passing: QB Nick Davila

353/507, 4,198 yards,
110 TD, 11 INT

Rushing: FB Mykel Benson

75 ATT, 206 yards, 20 TD

Receiving: WR Rod Windsor

145 rec, 1,667 yards, 48 TD

Kick Returns: WR Anthony Amos

68 ret, 1,219 yards, 4 TD

Interceptions: DB Arkeith Brown

6 INT

2015

HEAD COACH

Kevin Guy

SEASON STATS

14-4 Regular Season
1-1 Post Season
1st in Western Division
2nd in Conference

TOP PLAYERS

Passing: QB Nick Davila

313/474, 3,519 yards,
87 TD, 10 INT

Rushing: FB Mykel Benson

96 ATT, 301 yards, 17 TD

Receiving: WR Rod Windsor

139 rec, 1,754 yards, 39 TD

Kick Returns: DB AJ Cruz

51 ret, 1,221 yards, 6 TD

Interceptions: DB Jeremy Kellem

14 INT

2014

HEAD COACH

Kevin Guy

SEASON STATS

15-3 Regular Season
3-0 Post Season
1st in Western Division
1st in Conference

TOP PLAYERS

Passing: QB Nick Davila

4778 yards,
127 TD, 11 INT

Rushing: FB Alex Singleton

66 ATT, 170 yards, 14 TD

Receiving: WR Rod Windsor

124 rec, 1,685 yards, 44 TD

Kick Returns: DB Arkeith Brown

43 ret, 674 yards

Interceptions: DB Marquis Floyd

13 INT, 267 return yards

ALL-TIME HISTORY

SEASON CAPSULES



2013

HEAD COACH

Kevin Guy

SEASON STATS

15-3 Regular Season

3-0 Post Season

1st in Western Division

1st in Conference

TOP PLAYERS

Passing: QB Nick Davila

353/541, 4847 yards,

110 TD, 15 INT

Rushing: FB Odie Armstrong

72 ATT, 171 yards, 25 TD

Receiving: WR Maurice Purify

110 rec, 1,590 yards, 42 TD

Kick Returns: DB Virgil Gray

27 ret, 475 yards

Interceptions: DB Virgil Gray

15 INT

2012

HEAD COACH

Kevin Guy

SEASON STATS

13-5 Regular Season

3-0 Post Season

1st in Western Division

1st in Conference

TOP PLAYERS

Passing: QB Nick Davila

391/589, 5500 yards,

113 TD, 16 INT

Rushing: FB Odie Armstrong

66 ATT, 214 yards, 16 TD

Receiving: WR Maurice Purify

126 rec, 1932 yards, 46 TD

Kick Returns: WR Trandon Harvey

30 ret, 579 yards

Interceptions: DB Arkeith Brown

10 INT

2011

HEAD COACH

Kevin Guy

SEASON STATS

16-2 Regular Season

2-1 Post Season

1st in Western Division

1st in Conference

TOP PLAYERS

Passing: QB Nick Davila

27/604, 4916 yards,

117 TD, 10 INT

Rushing: FB Odie Armstrong

77 ATT, 295 yards, 17 TD

Receiving: WR Rod Windsor

156 rec, 1830 yards, 36 TD

Kick Returns: DB Virgil Gray

62 ret, 1445 yards, 5 TD

Interceptions: DB Virgil Gray

10 INT

2010

HEAD COACH

Kevin Guy

SEASON STATS

10-6 Regular Season

0-1 Post Season

2nd in Western Division

4th in Conference

TOP PLAYERS

Passing: QB Nick Davila

415/617, 4858 yards,

102 TD, 18 INT

Rushing: FB Johnnie Kirton

20 ATT, 66 yards, 3 TD

Receiving: WR Rod Windsor

193 rec, 2372 yards, 47 TD

Kick Returns: DB Terrance Sanders

60 ret, 1082 yards, 2 TD

Interceptions: LB Kelvin Morris

6 INT, 28 return yards

2009

SEASON SUSPENDED

2008

HEAD COACH

Kevin Guy

SEASON STATS

8-8 Regular Season

0-1 Post Season

2nd in Western Division

3rd in Conference

TOP PLAYERS

Passing: QB Jeff Smoker

177/294, 2066 yards,

32 TD, 11 INT

Rushing: FB Chris Robinson

38 ATT, 136 yards, 9 TD

Receiving: WR Siaha Burley

114 rec, 1344 yards, 33 TD

Kick Returns: WR Trandon Harvey

49 ret, 921 yards, 3 TD

Interceptions: DB Isaiah Trufant

4 INT, 9 return yards

2007

HEAD COACH

Gene Nudo

SEASON STATS

4-12 Regular Season

3rd in Western Division

9th in Conference

TOP PLAYERS

Passing: QB Sherdrick Bonner

316/498, 4036 yards, 83 TD, 13 INT

Rushing: FB Bo Kelly

81 ATT, 231 yards, 13 TD

Receiving: WR Trandon Harvey

101 rec, 1412 yards, 30 TD

Kick Returns: WR Darrell Jones

56 ret, 1080 yards, 1 TD

Interceptions: DB Keyuo Craver

3 INT, 37 return yards

ALL-TIME HISTORY

SEASON CAPSULES



2006

HEAD COACH

Gene Nudo

SEASON STATS

8-8 Regular Season
0-1 Post Season
2nd in Western Division
3rd in Conference

TOP PLAYERS

Passing: QB Sherdrick Bonner
295/508, 3991 yards,
83 TD, 16 INT
Rushing: FB/LB Bo Kelly
42 ATT, 103 yards, 6 TD
Receiving: WR/DB Randy Gatewood
89 rec, 1175 yards, 35 TD
Kick Returns: DS Clarence Lawson
38 ret, 720 yards, 1 TD
Interceptions: WR/DB Randy
Gatewood
3 INT, 50 yards

2005

HEAD COACH

Todd Shell

SEASON STATS

8-8 Regular Season
0-0 Post Season
4th in Western Division
6th in Conference

TOP PLAYERS

Passing: QB Sherdrick Bonner
189/319, 2334 yards,
51 TD, 10 INT
Rushing: FB/LB Phil Glover
26 ATT, 69 yards, 5 TD
Receiving: OS Siaha Burley
117 rec, 1542 yards, 45 TD
Kick Returns: OS Siaha Burley
43 ret, 657 yards, 0 TD
Interceptions: WR/DB Randy
Gatewood
5 INT, 27 yards

2004

HEAD COACH

Danny White

SEASON STATS

11-5 Regular Season
2-1 Post Season
1st in Western Division
1st in Conference

TOP PLAYERS

Passing: QB Sherdrick Bonner
347/534, 3833 yards,
77 TD, 9 INT
Rushing: FB/LB Bo Kelly
49 ATT, 161 yards, 9 TD
Receiving: OS Siaha Burley
103 rec, 1201 yards, 24 TD
Kick Returns: OS Siaha Burley
32 ret, 692 yards, 2 TD
Interceptions: WR/DB Randy
Gatewood
4 INT, 10 yards

2003

HEAD COACH

Danny White

SEASON STATS

10-6 Regular Season
3-1 Post Season
3rd in Western Division
4th in Conference

TOP PLAYERS

Passing: QB Sherdrick Bonner
288/430, 3692 yards,
88 TD, 7 INT
Rushing: FB/LB Bo Kelly
50 ATT, 207 yards, 7 TD
Receiving: WR/LB Hunkie Cooper
70 rec, 862 yards, 13 TD
Kick Returns: WR/LB Chris Horn
40 ret, 9922 yards, 1 TD
Interceptions: WR/DB Randy
Gatewood
9 INT, 117 yards

2002

HEAD COACH

Danny White

SEASON STATS

11-3 Regular Season
2-1 Post Season
2nd in Western Division
2nd in Conference

TOP PLAYERS

Passing: QB Sherdrick Bonner
270/439, 3219 yards,
69 TD, 9 INT
Rushing: FB/LB Bo Kelly
45 ATT, 147 yards, 8 TD
Receiving: WR/LB Chris Horn
104 rec, 1324 yards, 29 TD
Kick Returns: WR/LB Chris Horn
42 ret, 929 yards, 0 TD
Interceptions: DS Cecil Doggette
3 INT, 41 yards

2001

HEAD COACH

Danny White

SEASON STATS

8-6 Regular Season
1-1 Post Season
2nd in Western Division
4th in Conference

TOP PLAYERS

Passing: QB Sherdrick Bonner
193/297, 2505 yards,
46 TD, 7 INT
Rushing: FB/LB Bo Kelly
45 ATT, 171 yards, 9 TD
Receiving: OS Maurice Bryant
65 rec, 904 yards, 19 TD
Kick Returns: WR/LB Hunkie Cooper
43 ret, 772 yards, 1 TD
Interceptions: DS Cecil Doggette
5 INT, 43 yards



ALL-TIME HISTORY

SEASON CAPSULES



2000

HEAD COACH

Danny White

SEASON STATS

12-2 Regular Season
2-1 Post Season
2nd in Western Division
3rd in Conference

TOP PLAYERS

Passing: QB Sherdrick Bonner
277/473, 3454 yards,
72 TD, 7 INT

Rushing: FB/LB Bob McMillen
41 ATT, 143 yards, 6 TD

Receiving: WR/LB Hunkie Cooper
71 rec, 764 yards, 12 TD

Kick Returns: WR/LB Hunkie Cooper
60 ret, 1365 yards, 4 TD

Interceptions: DS Cecil Doggette
4 INT, 46 yards

1999

HEAD COACH

Danny White

SEASON STATS

10-4 Regular Season
1-1 Post Season
1st in Western Division
2nd in Conference

TOP PLAYERS

Passing: QB Donnie Davis
188/297, 2161 yards,
43 TD, 8 INT

Rushing: FB/LB Bob McMillen
43 ATT, 180 yards, 8 TD

Receiving: WR/LB Hunkie Cooper
70 rec, 652 yards, 13 TD

Kick Returns: WR/LB Hunkie Cooper
55 ret, 1179 yards, 1 TD

Interceptions: DS Cecil Doggette
6 INT, 21 yards

1998

HEAD COACH

Danny White

SEASON STATS

10-4 Regular Season
1-1 Post Season
1st in Western Division
1st in Conference

TOP PLAYERS

Passing: QB Sherdrick Bonner
295/451, 3571 yards,
70 TD, 8 INT

Rushing: FB/LB Terry Samuels
25 ATT, 61 yards, 3 TD

Receiving: OS Calvin Schexnayder
136 rec, 1982 yards, 44 TD

Kick Returns: WR/LB Hunkie Cooper
48 ret, 884 yards, 3 TD

Interceptions: WR/LB Hunkie Cooper
3 INT, 36 yards

1997

HEAD COACH

Danny White

SEASON STATS

12-2 Regular Season
3-0 Post Season
1st in Western Division
1st in Conference

TOP PLAYERS

Passing: QB Sherdrick Bonner
241/400, 3571 yards,
67 TD, 6 INT

Rushing: FB/LB Bo Kelly
44 ATT, 128 yards, 9 TD

Receiving: OS Calvin Schexnayder
93 rec, 1513 yards, 29 TD

Kick Returns: WR/LB Hunkie Cooper
52 ret, 985 yards, 0 TD

Interceptions: WR/DB Randy
Gatewood
5 INT, 50 yards

1996

HEAD COACH

Danny White

SEASON STATS

11-3 Regular Season
1-1 Post Season
1st in Western Division
2nd in Conference

TOP PLAYERS

Passing: QB Sherdrick Bonner
286/462, 3690 yards,
65 TD, 13 INT

Rushing: FB/LB Bo Kelly
63 ATT, 161 yards, 15 TD

Receiving: OS Hunkie Cooper
90 rec, 1036 yards, 17 TD

Kick Returns: WR/LB Hunkie Cooper
46 ret, 827 yards, 0 TD

Interceptions: WR/DB Randy
Gatewood
4 INT

1995

HEAD COACH

Danny White

SEASON STATS

7-5 Regular Season
0-1 Post Season
2nd in Western Division
3rd in Conference

TOP PLAYERS

Passing: QB Aaron Garcia
175/284, 2416 yards,
43 TD, 8 INT

Rushing: FB/LB Tracey Mao
63 ATT, 161 yards, 15 TD

Receiving: OS Hunkie Cooper
84 rec, 1041 yards, 15 TD

Kick Returns: WR/LB Hunkie Cooper
57 ret, 1219 yards, 4 TD

Interceptions: DS Larry Jones
4 INT



ALL-TIME HISTORY

SEASON CAPSULES



1994

HEAD COACH

Danny White

SEASON STATS

8-4 Regular Season
3-0 Post Season
2nd in Conference
3rd in AFL

TOP PLAYERS

Passing: QB Sherdrick Bonner
208/363, 2685 yards,
46 TD, 12 INT

Rushing: FB/LB Craig Barr
39 ATT, 114 yards, 6 TD

Receiving: WR/DB Cedric Tillman
57 rec, 801 yards, 11 TD

Kick Returns: WR/LB Hunkie Cooper
37 ret, 629 yards, 1 TD

Interceptions: WR/LB Richard Holt
4 INT

1992

HEAD COACH

Danny White

SEASON STATS

4-6 Regular Season
0-0 Post Season
3rd in Western Division
8th in AFL

TOP PLAYERS

Passing: QB Gene Johnson
163/301, 1764 yards,
24 TD, 11 INT

Rushing: RB/LB Art Greathouse
33 ATT, 71 yards, 3 TD

Receiving: WR/DB Cedric Tillman
53 rec, 702 yards, 10 TD

Kick Returns: WR/DB Michael Richmond
25 ret, 430 yards, 0 TD

Interceptions: WR/DB Nathan LaDuke
3 INT

1993

HEAD COACH

Danny White

SEASON STATS

7-5 Regular Season
1-1 Post Season
2nd in Conference
4th in AFL

TOP PLAYERS

Passing: QB Paul Justin
226/404, 2846 yards,
45 TD, 15 INT

Rushing: FB/LB Andy Coviello
37 ATT, 57 yards, 4 TD

Receiving: WR/DB Hunkie Cooper
91 rec, 1214 yards, 19 TD

Kick Returns: WR/DB Hunkie Cooper
69 ret, 1423 yards, 1 TD

Interceptions: WR/DB Brian Covington
5 INT

ALL-TIME HISTORY

ALL-TIME ROSTER



A

Nikia Adderson ('02-03, '05) OL/DL 5-11 275 Houston
Patrick Afif ('08) OL 6-7 320 Washington State
Eric Alford ('97) WR/LB 6-1 240 Nebraska
Vince Amey ('04-07) OL/DL 6-3 300 Arizona State
Odie Armstrong ('11-13) FB/LB 6-1 260 NW Oklahoma State
Anthony Amos ('16-18) WR 6-0 185 Middle Tennessee State
Jason Andersen ('04) OL/DL 6-6 319 BYU
Vincent Anderson ('11) DB 6-0 200 Southeast Missouri State
Erik Arevalo ('07) FB/LB 6-5 280 Azusa Pacific
Calvin Armstrong ('08) OL 6-7 320 Washington State
Richard Ashe ('93-97) OL/DL 6-4 255 Humboldt State
Josh Atkinson ('17) DB 6-0 190 Azusa Pacific
Sheldon Augustine ('19) 5-10 180 Langston University

B

Marvin Bagley ('98) WR/LB 6-5 215 North Carolina A&T
Cameron Bair ('94-95) K 5-11 185 Illinois State
John Bankhead ('93-94) OL/DL 6-5 260 Southern Utah
Craig Barr ('93-95) FB/LB 6-1 228 Idaho State
Dustin Barno ('08) DL 6-2 280 East Stroudsburg
BJ Barre ('08) WR/DB 6-2 210 Ohio State
Sebastian Barrie ('99-03, '06) OL/DL 6-3 265 Liberty
Marion Bates ('92) FB/LB 5-9 192 Arizona
Albrey Battle ('07) OL/DL 6-4 310 Arizona State
Chris Baus ('93-94) OL/DL 6-3 280 Pacific
Terry Belden ('95) K 5-11 190 Northern Arizona
Steve Belles ('92) QB 6-3 210 Notre Dame
Geoff Bender ('96) QB 6-3 215 North Carolina State
Mykel Benson ('15-'16) FB 6-0 275 Florida A&M
Hiawatha Berry ('93) OL/DL 6-3 275 Georgia
Jerrick Bledsoe ('01-02) DS 5-11 180 Texas Southern
Chris Boles ('18) OL 6-4 315 Illinois
John Bonds ('94) QB 6-5 235 Northern Arizona
Sherdrick Bonner ('93-07) QB 6-4 240 Cal-State Northridge
John Booker ('10-12) OL/DL 6-4 315 San Jose State
Damien Borel ('16) DE 6-4 300 Butte Community College
Diondre Borel ('17) WR 6-0 200 Utah State
Larry Boyd ('96) OL/DL 6-2 285 Arizona State
Shane Boyd ('15-16) QB 6-1 230 Kentucky
Ignacio Brache ('01) K 6-1 205 California
Corey Brannon ('93-95) OL/DL 6-4 280 Oregon State
Anthony Brenner ('97, '99, '05) K 5-11 190 East Carolina
Carlos Brooks ('94, '98-99) DS 6-1 200 Bowling Green
Arkeith Brown ('12-'18) DB 6-0 200 Texas A&M

Donovan Brown ('94) OL/DL 6-4 264 Albany State
Jerald Brown ('05) WR/DB 5-11 185 Glenville State
Marvin Brown ('08) FB/LB 5-11 260 Alabama
Keith Browner ('97) OL/DL 6-7 280 USC
Mkristo Bruce ('08) DL 6-6 270 Washington State
Maurice Bryant ('00-03) OS 6-1 195 Houston
Orshawante Bryant ('02-05) WR/DB 5-11 190 Portland State
Dan Buckner ('15-'16) WR 6-5 220 Arizona
Joe Burch ('96-99, '01-02) OL/DL 6-2 296 Texas Southern
Rudy Burgess ('11) WR/DB 5-11 183 Arizona State
Siaha Burley ('04-05, '08, '10) OS 5-10 185 Central Florida
DeShawn Byrd ('17) OL 6-5 320 Tennessee State

C

Arnold Campbell ('93) OL/DL 6-3 280 Alcorn State
Lang Campbell ('08) QB 6-2 210 William & Mary
Steve Campbell ('99) QB 6-8 260 Arizona State
Scott Cannon ('02) K 5-10 190 Linfield College
Sherman Carter ('14-'15) OL 6-3 310 Tennessee State
Brendan Carvalho ('10-'11, '15) OL 6-1 300 Portland State
Trevor Cavanaugh ('94) QB 6-2 200 Idaho State
Joe Cesta ('99) FB/LB 6-0 235 Arizona State
Allen Chapman ('14, '16-19) DB 5-11 195 Kansas State
Pete Christofilakos ('07) K 5-8 180 Illinois
Kevin Cobb ('02) WR/DB 5-10 185 Memphis
Travis Cole ('03-06) QB 6-3 218 Minnesota
Hunkie Cooper ('93-05) OS, WR/LB 5-9 190 UNLV
Andy Coviello ('92-93) FB/LB 6-0 219 San Diego State
Brian Covington ('93) DS 6-0 190 Central Florida
Brad Clark ('95) WR/LB 6-0 190 BYU
Devin Clark ('10-11) OL 6-4 325 New Mexico State
David Clarke ('93) FB/LB 6-1 252 UNLV
Devin Cockrell ('19) DB 5-10 195 UTEP
BJ Coleman ('15) QB 6-3 230 Chattanooga
Cameron Colvin ('11) WR 6-2 220 Oregon
Keyuo Craver ('07-'08) DB 5-10 185 Nebraska
Tim Croff ('02-03) OL/DL 6-3 280 Carson-Newman
Ben Crosland ('03) OL/DL 6-4 270 Utah State
Jonathan Crosswhite ('99) QB 6-2 210 Utah
AJ Cruz ('15) WR/DB 5-9 195 Brown
Ryan Cue ('11) Lineman 6-1 320 Wayne State
Jeff Cummins ('02) OL/DL 6-6 295 Oregon
Andre Cureton ('15) OL 6-6 310 Cincinnati

D

Erin Damond ('06-07) DS 6-0 190 Southern



ALL-TIME HISTORY

ALL-TIME ROSTER



Nikolaus D'Avanzo ('19) 6-3 285 New Mexico
Nick Davila ('10-'16) QB 6-3 210 Cincinnati
Cedric Davis ('97) DS 5-10 180 Tennessee State
Donnie Davis ('97-'99) QB 6-2 205 Georgia Tech
Michael Davis ('97) OL/DL 6-5 255 North Texas State
Terence Davis ('03-'04) OS 6-0 199 McNeese State
Wendell Davis ('06) DS 5-10 180 Oklahoma
Chase Deadder ('15-'16) WR 6-5 225 Sacramento State
Richard DeFelice ('99) K 6-0 185 North Texas
Cosmo DeMatteo ('06-'07) WR/LB 6-1 205 Tenn-Chattanooga
Chad DeGrenier ('01-'02) QB 6-3 195 Washington State
Antonio Dennard ('15) DB 5'11 190 Langston
Derek Dennis ('15) OL 6-3 325 Temple
Tod Devoe ('08, '10) WR 6-2 198 Central Missouri State
Antron Dillon ('13) DL 6-5 280 North Alabama
Cornelius Dixon ('13-'14) OL 6-6 345 Missouri Valley
Cecil Doggette ('95, '97-'02) DS 5-9 180 West Virginia
Eric Dooley ('93) WR/DB 6-0 190 Grambling State
Tez Doolittle ('10) DL 6-3 285 Auburn
Steve Douglass ('95-'96) DS 5-9 180 Northern Arizona
Joey Dozier ('06) FB/LB 6-2 240 New Mexico State
Brian Drummy ('00-'01) OL/DL 6-4 294 UW-Stevens Point
Cliff Dukes ('12-'16) DL 6-4 295 Michigan State
Herb Duncan ('95-'98) WR/DB 6-1 190 Northern Arizona
Alonzo Durham ('11) OL/DL 6-3 305 Nevada

E

Randy Earl ('11) DL 6-4 295 Minnesota State
Brian Easter ('96-'98) FB/LB 6-2 242 Arizona State
Steve Edwards ('08) ('11) OL 6-5 330 Central Florida
Billy Eisenhardt ('13) OL 6-2 305 Grand Valley State
David Eldridge ('92) FB/LB 6-1 230 Arizona
Matt Eller ('94-'95, '98-'99) OL/DL 6-6 280 Bethel College
Tim Engelhardt ('04) OL/DL 6-2 290 New Mexico State

Dezmon Epps ('18) WR 5-9 175 Idaho
Jerome Evans ('04) OL/DL 6-5 270 Kansas State
Stacy Evans ('99-'02) OL/DL 6-2 285 South Carolina

F

Curtis Fagan ('06-'07) WR/DB 6-0 175 Oklahoma
Asi Faoa ('06-'08) FB/LB 6-4 275 UCLA
Billy Farris ('10-'11) QB 6-3 225 Colorado State
Antonio Fenelus ('14) DB 5-9 195 Wisconsin
Rod Ferguson ('92) OL/DL 6-6 280 Wake Forest
William Fields ('07) DB 5-9 180 Houston
Kevin Fitzgerald ('92) OL/DL 6-5 250 Wis.-Eau Claire

Flint Fleming ('97-'98) OL/DL 6-3 265 North Dakota State
Jabari Fletcher ('12) DL 6-3 265 Appalachian State
Marquis Floyd ('11-'16) DB 6-0 195 W. Georgia
Onterio Ford ('92) OL/DL 6-3 269 NW Missouri State
Nate Forse ('11) WR 6-4 220 California & Penn
Brian Fox ('95) QB 6-4 220 Florida
Glen Fox ('11-'12) WR 6-2 205 South Dakota State
John Frank ('05) OL/DL 6-4 285 Utah
Aaron Frazier ('99) WR/DB 5-10 180 Utah State
Brandon Freeman ('10) DB 6-2 205 Massachusetts

Rodney Fritz ('16) DE 6-1 270 Tennessee State
Lance Funderburk ('99-'00) QB 6-5 225 Valdosta State (GA)

G

Cody Galea ('17) 6-3 256 San Diego State
Aaron Garcia ('95) QB 6-1 195 Sacramento State
Wendall Gaines ('00-'08) OL/DL 6-5 290 Oklahoma State
Greg Gales ('00-'02) FB/LB 6-2 235 UNLV
Nelson Garner ('03-'04) K 6-1 180 James Madison
Patrick Garth ('99) OL/DL 6-4 280 South Carolina
Randy Gatewood ('96-'07) WR/DB 6-0 185 UNLV
Michael Geary ('98) K 6-1 190 Indiana (PA)
Jason Geathers ('11, '14) WR/LB 6-3 205 Miami (FL)
Joe Germaine ('04-'05) QB 6-2 220 Ohio State
Joe Gibbs ('14-'15) OL 6-4 305 Tennessee Martin
Tom Gibson ('94-'95, '97-'98) OL/DL 6-7 270 Northern Arizona
Sergio Gilliam ('10) DB 6-3 195 Clemson
JT Gilmore ('15) DL 6-4 285 Western Oregon
Tyre Glasper ('11-'16) OL/DL 6-3 265 N. Carolina A&T
Phil Glover ('04-'05) FB/LB 6-0 245 Utah
Andre Goines ('99-'00) DS 6-0 193 Marshall
Eddie Goines ('99) OS 6-0 195 North Carolina State
Josh Golden ('07) WR/DB 5-10 176 Arizona State
Sean Goldrich ('18) QB 6-3 219 New Hampshire
Herbert Gonzalez ('17) DL 6-1 305 Texas State
Darryl Gooden ('96) FB/LB 6-2 240 Carson-Newman
Joshua Gordon ('17-'18) DL 6-1 250 Minnesota State, Mankato
Tracey Gordon ('93) OL/DL 6-3 254 Oklahoma
Chris Gould ('12) K 6-0 205 University of Virginia
Virgil Gray ('11-'13) DB 5-10 195 Rhode Island
Art Greathouse ('92) FB/LB 5-9 198 Arizona
Junior Green ('97-'98) WR/LB 6-1 193 Pittsburgh
Julius Gregory ('16) WR 6-4 220 Shaw University (NC)
Damien Groce ('06) OS 5-10 182 Iowa State
Alex Guerrero ('10) DL 6-1 275 Boise State



ALL-TIME HISTORY

ALL-TIME ROSTER



Steven Gurrola ('18) OL 6-2 290 Arizona
Matt Gutierrez ('12) QB 6-4 230 Michigan

H

Glen Haisley ('92) OL/DL 6-4 275 Carson-Newman
Glen Haisley Jr. ('17) OL 6-1 310 Prairie View A&M
Yogi Hale ('18) DB 5-9 180 San Diego
Ketrich Harmon ('17) 6-2 250 Arkansas Tech
Kyle Harrington ('11) OL/DL 6-4 290 Mass
Aundrae Harris ('02-03) WR/DB 5-9 176 California
Alan Harper ('10) DL 6-2 275 Fresno State
Jarrod Harrington ('18) WR 5-9 180 Campbellsville
Atnaf Harris ('07-08) WR 6-1 180 Fresno State
Trevor Harris ('11) QB 6-2 220 Edinboro
Trandon Harvey ('07-08, '10-'12) WR 5-11 190 Washington State
Lindsay Hassell ('02-04) OL/DL 6-2 275 Utah State
Anttaj Hawthorne ('08, '10-'16) OL/DL 6-3 315 Wisconsin
George Hawthorne ('95) OL/DL 6-5 297 Iowa
Andrew Helmick ('14) WR 6-0 195 Lindenwood
Bryan Henderson ('03-04) OL/DL 6-3 290 Northwest Oklahoma
Tony Henderson ('96-99) OL/DL 6-1 283 Michigan
Donovan Henley ('14) DB 5-10 180 Idaho State
Phillip Henry ('18) DB 6-0 190 South Carolina State
Eric Herrick ('96) OL/DL 6-4 300 East Texas State
Atlas Herrion ('08, '10) OL 6-4 305 Alabama
Hayworth Hicks ('16) OL 6-3 335 Iowa State
Jai Hill ('99-00) WR/LB 6-3 210 Indiana (PA)
Vince Hill ('11) DB 6-0 185 Miles
Chris Hixson ('02-03, '05) QB 6-3 215 Rhode Island
Evan Hlavacek ('05) WR/DB 5-10 185 San Diego
Rod Hobbs ('98) FB/LB 6-2 240 Texas Tech
Jim Hoffman ('96) OL/DL 6-4 275 Arizona
Mike Hold ('96) QB 6-0 195 South Carolina
Richard Holt ('94, '96-97) WR/DB 6-2 210 Arizona
Bryan Hooks ('97-98) OL/DL 6-4 295 Arizona State
Darrell Hopper ('93) WR/DB 6-1 220 USC
Chris Horn ('01-03) OS, WR/LB 5-11 200 Rocky Mountain
Eric Hoskins ('96) WR/DB 5-11 175 Western Missouri
Eric Houle ('08) K 5-7 175 Saginaw Valley St.
Michael Huey ('12-'14) OL 6-5 315 MackBrown-Texas
Kelvin Hunter ('02-04) WR/DB 5-9 185 Arizona
Roy Hurd ('92-93) WR/DB 6-0 202 Arizona State
Anthony Hutch ('05-06) OL/DL 6-3 295 Murray State

I

Johnathan Ingram ('08) FB, OL 6-2 300 San Diego St.
Kelvin Ingram ('99-'01, '04-07) OL/DL 6-5 285 Oklahoma St.

J

Joe Jackson ('03-04) FB/LB 6-3 255 San Diego State
Chris Jackson ('14) WR 6-1 200 Washington State
Johnny Jackson ('08) DL 6-3 300 West Alabama
Jerrian James ('08) WR/LB 6-0 190 Houston
Rusty James ('98) OL/DL 6-3 310 Arizona
Ralph Jarvis ('98) OL/DL 6-5 280 Temple
Nicolas Jean-Baptiste ('14) 6-1 390 Baylor
Jerald Jeffcoat ('99) OL/DL 6-3 290 Temple
Craig Jenkins ('11) OL/DL 6-5 320 Miss State
Corey Johnson ('06) WR/DB 5-9 190 Georgia
Gene Johnson ('92) QB 6-0 205 Louisiana Tech
Anthony Jones Jr. ('18) WR 6-0 200 Marian
Brian Jones ('08) QB 6-2 206 Toledo
Darrell Jones ('06-07) WR/DB 5-8 190 Cal Poly-SLO
Lance Johnson ('96) OL/DL 6-2 275 Notre Dame
Dean Jones ('94) OL/DL 6-4 285 Morningside
Keiron Jones ('16) DB 5-9 185 Southeastern Louisiana
Larry Jones ('94-95) DS 6-0 183 Maine
Ron Jones ('10-11) OL/DL 6-4 275 Southern Mississippi
Terrance Joseph ('05, '07-08) DB 6-1 201 Tulsa
Paul Justin ('93) QB 6-2 204 Arizona State

K

Kurt Kahui ('08) LB 6-1 250 San Diego St.
Jay Kearney ('99) WR/DB 6-2 205 West Virginia
Jeremy Kellem ('13-'16) DB 5-9 195 Middle Tennessee State
Darrin Kenney ('97-00) OL/DL 6-5 270 Lycoming
George Kelly ('10) DB 5-10 190 UTEP
Michael (Bo) Kelly ('96-99, '01-07) FB/LB 6-1 235 East Texas State
Michael Kerr ('99) OL/DL 6-4 270 Florida
Danny Kight ('05) K 6-0 214 Augusta College
Johnie Kirton ('10) FB 6-3 285 Washington
Kevin Knox ('98, '00) WR/DB 6-3 200 Florida State
Gary Kral ('05-07) K 6-0 175 Pittsburg State

L

Nathan LaDuke ('92, '95-96) WR/DB 6-0 200 Arizona State



ALL-TIME HISTORY

ALL-TIME ROSTER



Ryan Langford ('18) LB 6-3 235 New Mexico
Andre Langley ('99) OS 5-9 190 Tenn.-Martin
Clarence Lawson ('03-06) DS 5-8 180 Utah
Mike Lawson ('03) OL/DL 6-4 280 Miami
Brad Lebo ('94) QB 6-4 215 Montana
Xavier Lee ('11) QB/WR 6-4 235 FL State
Zeph Lee ('94) WR/DB 6-3 215 USC
Dwayne Lefau ('11) OL/DL 6-3 260 Akron
Garrett Lindholm ('13) K 5-9 190 Tarleton State
Michael Lindsay ('94) FB/LB 6-1 247 Southern
Nathan Lindsey ('17-18) DB 6-0 200 Fort Hays State
Tolifili Liufau ('08) DL 6-2 300 Fresno City Col.
Jeff Loots ('97-98) QB 6-2 210 Southwest State
Ricki Lopez ('92) WR/DB 5-6 146 Texas-El Paso
Damian Love ('17) OL 6-3 320 Kansas State
Dan Lucas ('95-96) FB/LB 6-2 243 Arizona State
Tony Lukins ('07) WR/DB 5-11 190 New Mexico State

M

Leon Mackey ('14,'16-17) DL 6-4 265 Texas Tech
Jeff Maddux ('14) OL 6-4 315 Central Michigan
Lamar Mady ('16-18) OL 6-2 315 Youngstown State
Alex Magee ('14-'15) DL 6-3 298 Purdue
Jason Madkins ('11) WR 6-5 225 Sam Houston State
Josh Mallard ('13) 6-2 260 Georgia
Tracey Mao ('94-96) FB/LB 6-2 252 San Diego State
Justin Martin ('17-18) DL 6-2 275 Arkansas Tech
John Marxen ('93) K 5-9 190 Southern Utah
Steve Mascorro ('05-08) OL/DL 6-5 315 New Mexico State
Joe Matthews ('16) WR 6-2 200 New Mexico State
Chad May ('99, '01) QB 6-2 240 Kansas State
Michael McAdoo ('15) DL 6-7 245 North Carolina
Chris McAllister ('16-18) DE 6-5 250 Baylor
Greg McClellan ('95) DS 5-10 190 Virginia
Corey McCoy ('00) OS 5-8 185 Colorado State
Kevin McCullough ('11-12) FB/LB 6-2 240 Cincinnati
Bobby McGowens ('02) WR/LB 6-3 215 South Carolina St.
JJ McKelvey ('10) WR 6-4 225 Clemson
Chris McKenzie ('08) DB 5-8 182 Arizona State
Kevin McKenzie ('07) WR/DB 5-11 193 Washington State
Steve McLaughlin ('05) K 6-1 190 Arizona
Dwight Mclean ('12) DB 6-2 205 Purdue
Bob McMillen ('95-00) FB/LB 6-3 255 Illinois Benedictine
Da'mon Merkerson ('12-'13) DB 6-1 190 Syracuse

Davontae Merriweather ('18) DB 6-1 200 West Texas A&M
Jamal Miles ('17-18) RB/WR 5-10 180 Arizona State
Charles Miller ('97) OL/DL 6-4 280 Pacific
Hamin Milligan ('03-04) DS 6-2 188 Houston
Henry Milton ('95-96) WR/DB 5-9 185 Sonoma State
Stump Mitchell ('93) WR/LB 5-8 199 The Citadel
Anthony Mix ('10) WR 6-5 230 Auburn
Darrell Monroe ('17-18) RB 6-2 220 Arizona Western
Ron Moran ('99-00) FB/LB 6-3 250 Southern Illinois
Charlie Morris ('00-04) OL/DL 6-2 290 Temple
Kelvin Morris ('10) LB 6-4 245 Clemson
Craig Moore ('07) OL/DL 6-4 340 Mississippi State
KJ Morton ('16) DB 5-10 190 Baylor
Jordan Mosely ('17) OL 6-3 305 Johnson C. Smith
Edward Mosley ('17-18) DL 6-3 255 Alabama State
Darin Mrachek ('93) OL/DL 6-3 265 Wisconsin-Stoudt
Jordan Mudge ('16) OL 6-4 320 Nevada
Jason Murrietta ('12-'14) 6-1 220 Northern Arizona
Henry (Moey) Mutz ('06) WR/LB 6-0 190 Arizona State

N

Kevin Nickerson ('08) WR/DB 5-9 180 Central Missouri St.
Greg Niland ('12) OL 6-5 305 UMass
Bjorn Nittmo ('00) K 6-1 180 Appalachian State
Larry Nixon ('03-04) WR/LB 6-3 190 Sam Houston State
A.J. Novak ('04) FB/LB 6-0 260 William Penn

O

Muhammad Oliver ('98-'01) DS 5-11 188 Oregon

P

Tom Pace ('03-05) WR/LB 5-10 199 Arizona State
Shawn Parnell ('97-98) DS 5-9 160 Arizona
Anthony Parker ('13) OL 6-5 340 Western Michigan
Ricky Parker ('00-04) DS, WR/DB 6-1 190 San Diego State
Matthew Pearson ('96) OL/DL 6-4 260 Baylor
John Peaua ('01-03) FB/LB 6-3 266 Nevada
Dylan Peebles ('18) RB 6-0 220 SUNY Cortland
Chad Pegues ('07) OL/DL 6-2 285 Eastern Illinois
Jared Perry ('13-'14) WR 6-1 180 Missouri
Sawyer Petre ('17-18) K 5-10 185 Puget Sound
Al Phillips ('16) DB 5-11 190 Wagner
Brandon Phillips ('07) OL/DL 6-8 319 Arizona
Quinn Pitcock ('14) DL 6-2 330 Ohio State
Marcus Pittman ('10-'14) DL 6-5 290 Troy
Tony Plantin ('04) OL/DL 6-4 295 Clemson



ALL-TIME HISTORY

ALL-TIME ROSTER



Gil Plasencia ('96) OL/DL 6-5 295 Western Illinois
Bruce Plummer ('97) DS 6-0 195 Mississippi State
Jason Pohopek ('98-99) FB/LB 6-2 240 Boston College
Kyle Pooler ('98-99, '01-02) K 6-0 190 Missouri
Tysson Poots ('13-'14) WR 6-2 220 Southern Utah
Jeremiah Pope ('06-07) WR/DB 5-11 205 CW Post
Maurice Purify ('12-'14, '16) WR 6-3 225 Nebraska

R

Judd Rachow ('92-93) OL/DL 6-6 271 San Diego State
Craig Ratanamorn ('14) K 6-3 190 Marshall

Troy Reddick ('10) OL 6-6 325 Auburn
Kerry Reed ('11-'16) WR 6-2 205 Michigan State

Verlon Reed Jr. ('18) QB 6-1 200 Ohio State
Jody Reinhoehl ('93-94) FB/LB 6-0 262 UNLV
Isaac Remington ('14) DL 6-6 295 Oregon
Dominic Reyes ('01) FB/LB 6-1 257 Angelo State
Paul Reynolds ('00) FB/LB 6-2 240 Arizona State
Michael Richmond ('92) WR/DB 5-6 154 New Mexico State
Mark Ricks ('03) DS 5-10 175 Western Michigan
Craig Ritter ('97-98) OL/DL 6-4 289 Arizona State
Garland Rivers ('92-93) DS 6-2 195 Michigan
Zack Rix ('94-96) OL/DL 6-2 280 Fresno State
Chris Robinson ('08) FB/LB 6-3 272 New Hampshire
Dale Robinson ('10) LB 6-1 240 Arizona State
Daryl Rogers ('94, '98-99) WR/LB 6-0 220 Pacific
Sir Vincent Rogers ('12) OL 6-4 310 Houston
Rod Rollins ('11) Back 6-0 190 Boston College
Olen Rosehill ('03) OL/DL 6-2 284 Hawaii
Sean Roundtree ('93) WR/DB 5-10 197 Northern Arizona
Jeff Ruffin ('06-08) OL/DL 6-4 295 Illinois
Zach Rupp ('05-07) OL/DL 6-5 260 New Mexico
Clay Rush ('07) K 6-3 220 Missouri Western

S

Chris Sailer ('02-03, '05) K 5-10 190 UCLA
Vernon Sainvil ('18) OL 6-4 315 St. Francis Xavier
Terry Samuels ('98) FB/LB 6-2 240 Kentucky
Chris Sanders ('07) QB 5-11 195 Tennessee-Chat.
Terrance Sanders ('10) DB 5-10 180 Eastern Illinois
Tyrone Sanders ('07) DS 5-10 173 Texas Christian
Adam Sauder ('17) DB 6-3 215 Taylor
Matt Sauk ('08) QB 6-1 225 Utah State
David Saunders ('08) WR 6-2 210 West Virginia
Dionte Savage ('16) OL 6-5 330 Oklahoma

Fabrizio Scaccia ('10) K 6-1 210 N/A
Calvin Schexnayder ('94-99, '01) WR/LB, OS 6-0 195 Washington State
Joe Schroeder ('11) Kicker 5-10 195 Sacred Heart University
Steve Scifres ('01) OL/DL 6-2 280 Temple
Antionne Scott ('04-05) OL/DL 6-2 291 Mississippi
Ross Setters ('94) OL/DL 6-5 290 Louisiana State
Jerry Sharp ('05-07) OL/DL 6-3 325 Syracuse
Tee Shepard ('17) 6-0 190 Ole Miss
Darrell Shropshire ('08, '10) DL 6-2 301 South Carolina
Derrick Shepard ('00) OL/DL 6-2 300 Georgia Tech
Tony Sherman ('92) OL/DL 6-5 252 Arizona State
Justin Shirk ('17-18) LB 6-0 245 Bloomsburg
Bobby Sign ('95) OL/DL 6-2 285 Baylor
Moke Simon ('95) OL/DL 6-3 325 Texas A & I
Michael Simons ('16) OL 6-4 295 Central Connecticut State
Alex Singleton ('14) FB 5-11 275 Tulsa
Art Smith ('06-07) WR/DB 6-0 200 Northeastern
Markus Smith ('15-'17) DB24 6-0 200 Nevada
Maurice Smith ('94) DS 5-11 190 Texas A & I
Warner Smith ('97) OL/DL 6-2 275 Arizona
Jeff Smoker ('08) QB 6-3 223 Michigan State
Cody Sokol ('17) QB 6-1 210 Louisiana Tech
Matt Spanos ('10) OL 6-2 320 USC
Kenny Spencer ('16) K 6-1 220 North Alabama
Tony Squitieri ('96) QB 6-1 205 Rhode Island
Rob Stanavitch ('96) OL/DL 6-3 265 Towson State
Grant Steen ('07) FB/LB 6-3 245 Iowa
Robert Stewart ('03) OL/DL 6-0 298 Alabama
Derek Stingley ('02) DS 6-0 195 Triton
Oscar Sturgis ('98-01) OL/DL 6-5 280 North Carolina
Steve Stutsman ('93) WR/DB 6-4 225 Baylor
Tres Sullivan ('95) QB 6-2 200 Texas - El Paso
Will Sullivan ('03) WR/DB 5-11 180 Bowling Green
Terrence Surratt ('18) DL 6-2 290 South Carolina
Riley Swanson ('10-11) DB 6-0 185 Wake Forest

T

Ken Talanoa ('02, '05) OL/DL 6-4 280 Arizona State
Justin Taplin ('04-05, '07) WR/DB 6-0 183 Arizona State
Kerry Taylor ('05) FB/LB 6-4 260 UMass
LaVance Taylor ('17) RB 5-11 205 Central Missouri
Maurice Taylor ('05) DS 5-11 180 Northern Arizona
Nian Taylor ('01) OS 6-1 203 Washington State
Darron Thomas ('17) 6-3 215 Oregon

ALL-TIME HISTORY

ALL-TIME ROSTER



Eric Thomas ('08) OL 6-3 300 Florida State
Kevin Thomas ('92-95) OL/DL 6-2 260 Arizona State
Wilson Thomas ('05-06) WR/LB 6-6 195 Nebraska
Shadrach Thornton ('18) RB 6-0 215 North Carolina State
Andrae Thurman ('12) WR 6-0 190 University of Arizona
Cedric Tillman ('92-99) WR/DB 5-10 185 Northern Colorado
Marcus Tillman ('11) DL 6-4 275 Mississippi
James Todd ('10) DB 6-0 180 Baylor
Joe Todd ('06-07) DS 5-9 180 Mississippi Valley State
Andy Trakas ('95-96) K 5-9 180 San Diego State
Pete Tramontanas ('02-04) OL/DL 6-5 295 UNLV
Frank Trentadue ('03-07) FB/LB 6-1 260 Elmhurst College
Isaiah Trufant ('08) DB 5-8 170 Eastern Washington
Keith Trumps ('18) DB 6-1 200 Tuskegee
Mark Tucker ('97-06) OL/DL 6-3 295 USC
James Turnage ('92) WR/DB 6-1 220 SW Missouri St
Craig Turner ('11) WR/DB 5-8 195 Souther Illinois
Dimetrio Tyson ('16) DL 6-2 270 Jacksonville State

V

Luis Vasquez ('16) DL 6-3 260 Arizona State
Antonio Vaughan ('17) 5-9 180 Old Dominion
Milton Vaughn ('94-96) WR/DB 5-10 180 Arizona State
Barry Voorhees ('95, '97-98) OL/DL 6-5 287 Cal-State Northridge

W

Barry Waggoner ('93) OL/DL 6-1 297 Missouri Western St
Cedric Walker ('97-00) DS 6-1 205 Stephen F. Austin
Steve Warren ('06) OL/DL 6-1 305 Nebraska
Jayme Washel ('97-99) OL/DL 6-2 290 Purdue
Demarius Washington ('17) Tyler
Tim Watson ('98) DS 6-3 222 Howard
Cory Wedel ('99) K 5-9 188 Wyoming
Trey Weir ('96) K 5-6 165 Baylor
Chad White ('92) QB 5-11 175 Arizona State
Derrick White ('08) LB 6-2 245 Georgia
Al Whiting ('92) WR/DB 5-11 170 East Carolina
Aric Williams ('08) DB 5-11 175 Oregon State
Fred Williams ('17) WR 6-0 190 St. Cloud State
Gerard Williams ('97) WR/DB 6-1 213 Delaware State
James Williams ('04) FB/LB 6-2 253 Mississippi
Keith Williams ('14-'16) OL 6-5 330 Nebraska
Tyrone Williams ('95) OL/DL 6-4 275 Wyoming
Greg Willig ('94) QB 6-6 230 Rice
Sir Mawn Wilson ('97) WR/DB 6-2 220 Syracuse

Rod Windsor ('10-'16) DB 6-2 210 Western New Mexico
Dillion Winfrey ('17-18) 5-8 185 Central Arkansas
Doc Wise ('93-94) OL/DL 6-2 270 UNLV
Talib Wise ('06) WR/DB 5-10 200 Nevada
Jason Witzczak ('04, '08, '10) K 6-1 190 SE Missouri State
Eli Wnek ('02) FB/LB 6-2 250 Arizona
Jon Wolf ('17) QB 6-4 225 Minnesota State
TJ Wright ('11) DB 5-11 180 Ohio
Will Wright ('14) OL 6-2 315 West Georgia

Y

Mike Yamamoto ('92) WR/DB 5-8 183 Wheaton
Kyle Young ('10, '12) OL 6-4 315 Fresno State
Tyler Young ('96) OL/DL 6-4 285 Pittsburgh

Z

Alex Zendejas ('16) K 5-11 190 Arizona
Luis Zendejas ('92-95) K 5-9 200 Arizona State



ALL-TIME HISTORY

ALL-TIME JERSEY NUMBERS



- 01** Scott Cannon, Nelson Garner, Andre Goines, Junior Green, Aundrae Harris, Richard Holt, Darrell Jones, Andre Langley, Ricki Lopez, Henry Milton, Verlon Reed Jr., Tee Shepard, Markus Smith, Isaiah Trufant, Rod Windsor
- 02** BJ Barre, Carlos Brooks, Cecil Doggette, Atnaf Harris, Darrell Hopper, Bo Kelly, Xavier Lee, Jamal Miles Maurice Purify, Michael Richmond, David Saunders, Darron Thomas
- 03** Maurice Bryant, Shane Boyd, Allen Chapman, Donnie Davis, Tod Devoe, Jason Geathers, Chris Hixson, Richard Holt, Danny Kight, Gary Kral, Steve McLaughlin, Hamin Milligan, KJ Morton, Jared Perry, Clay Rush, Luis Zendejas
- 04** Orshawante Bryant, Wendell Davis, Virgil Gray, Rod Hobbs, Mike Hold, Larry Jones, Jameon Lewis, Nathan Lindsey, Corey McCoy, Kelvin Morris, Jared Perry, Bruce Plummer, Sean Roundtree, Tyrone Sanders, Matt Sauk, James Turnage, Alex Zendejas
- 05** Anthony Amos, Siaha Burley, Jason Geathers, Chris Hixson, Eric Hoskins, Chad May, JJ McKelvey, Darrin Moore, Rod Rollins, Chris Sanders, Quentin Sims, Markus Smith, Tres Sullivan, Cedric Walker
- 06** Terry Belden, Terence Davis, Cecil Doggette, Cliff Dukes, Vince Hill, Carlos Hutton, Sean Goldrich Zeph Lee, Jeremiah Pope, Adam Sauder, Jeff Smoker, Maurice Taylor, James Todd, Sir Mawn Wilson
- 07** Steve Belles, Siaha Burley, AJ Cruz, Julius Gregory, Matt Gutierrez, Trevor Harris, Andrew Helmick, Garrett Lindholm, John Marxen, Brandon Roe, Terrance Sanders, Milton Vaughn, Demarious Washington, Mike Washington
- 08** Shane Boyd, Erin Diamond, William Fields, Brandon Freeman, Roy Hurd, Jason Madkins, Devontae Merriweather, Chris Sailer, Calvin Schexnayder, Alex Singleton, Markee White, Aric Williams, Fred Williams, Jason Witczak
- 09** Marvin Bagley, Mykel Benson, Nate Forse, Brian Fox, Lance Funderburk, Sergio Gilliam, Josh Golden, Chris Gould, Aundrae Harris, Da'mon Merkerson, Jason Murrietta, Art Smith, Justin Taplin, Fabrizio Scaccia,
- 10** Nian Taylor, Anttonio Vaughan, Trey Weir, Derrick White, Al Whiting
- 10** Marvin Brown, Jimmy Camacho, Johnathan Crosswhite, Nick Davila, Richard DeFelice, Flint Fleming, Greg Gales, Joe Germaine, Atnaf Harris, Brian Jones, Brad Lebo, Andy Trakas, Chad White
- 11** Matt Behrendt, Arkeith Brown, Chris Horn, Gene Johnson, Paul Justin, Kevin Knox, Jeff Loots, Chad May, Greg McClellan, Joe Schroeder, Greg Willig, Jason Witczak
- 12** Geoff Bender, John Bonds, Diondre Borel, Dan Buckner, Lang Campbell, Steve Campbell, Travis Cole, Chad DeGrenier, Anthony Jones, Michael Keir, Tysson Poots, Jeremy Shelley
- 13** Sherdrick Bonner, Brad Clark, Joe Matthews, Jeff Ziemba
- 14** Hunkie Cooper, Al Phillips, Darrell Monroe, Alex Zendejas
- 15** Cameron Bair, Trevor Cavanaugh, Cosmo DeMatteo, Billy Farris, Aaron Garcia, Shawn Parnell, Kerry Reed, Dillion Winfrey
- 16** BJ Coleman, Aaron Frazier, Jarrod Harrington, Eric Houle, Joe Jackson, Keiron Jones, Jamal Miles, Jason Murrietta, Bjorn Nittmo
- 17** Dezmon Epps, Randy Gatewood, Rodney Fritz, Fabrizio Scaccia, Jon Wolf
- 18** Glen Fox, Michael Geary, Ronell Pompey, Bobby McGowens, Kevin McKenzie, Moey Mutz, Mark Ricks
- 19** Marquis Floyd, Jerrian James, Larry Nixon, Anthony Mix, Kyle Pooler, Cody Sokol, Tony Squitieri, Joe Todd
- 20** Carlos Brooks, Junior Green, Yogi Hale, Jeremy Kellem, Kevin McCullough, Chris McKenzie, Ricky Parker, Dexter Reese
- 21** Josh Atkinson, Jerald Brown, Kevin Cobb, Jai Hill, Kelvin Hunter, Dwight Mclean, Markus Smith, Riley Swanson, Talib Wise
- 22** Vincent Anderson, Jerrick Bledsoe, Anthony Brenner, Pete Christofilakos, Terence Joseph, Sawyer Petre, Tyrone Sanders
- 23** Anthony Brenner, Cedric Davis, Antonio Dennard Trandon Harvey, Donovan Henley, Corey Johnson, Tom Pace



ALL-TIME HISTORY



ALL-TIME JERSEY NUMBERS

24	Brian Covington, Allen "Bubba" Chapman, Brian Easter, Curtis Fagan, Roland Genesy Jr., George Kelly, Tony Lukins, Justin Martin, Maurice Smith, Derek Stingley, Will Sullivan, Keith Trunks	42	Marion Bates, David Clarke, Ketrich Harmon, Michael Lindsay, Grant Steen
25	Keyuo Craver, Steve Douglass, Terrance Joseph, Keyuo Craver, Stump Mitchell, Daryl Rogers, LeVance Taylor, Craig Turner, Ben Wells	43	Joey Dozier, Kurt Kahui, Antionne Scott, Ricky Wyatt Jr.
26	Antonio Fenelus, Gerard Williams, Muhammad Oliver	44	Andy Coviello, Tracey Mao, Lance Mcdowell, Bob McMillen, Dale Robinson, Kerry Taylor
27	Clarence Lawson, Devin Cockrell, Chris Sailer, TJ Wright	45	Jabari Fletcher, Ryan Langford
28	JT Gilmore, Evan Hlavacek, Kevin Nickerson, Shadrach Thornton	46	Jason Pohopek, Jody Reinoehl, Dominic Reyes
29	Ignacio Brache, Brad Clark, Nathan LaDuke, Da'mon Merkerson	47	Erik Arevalo, Keyuo Craver, Cody Galea
30	Johnny Jackson IV, Justin Shirk	48	Darryl Gooden, Ron Moran, Terry Samuels, Marcus Tillman
31	Rudy Burgess, Phil Glover, Chris McAllister, Chris Robinson	49	Edward Mosley
32	Odie Armstrong, Damien Borel, Dylan Peebles, Garland Rivers, Frank Trentadue	50	Chris Boles, Donavon Brown, Glen Haisley, Glen Haisley Jr., Charles Miller, Ross Setters, Jayme Washel,
33	John Booker, Asi Faoa, Connor Flagel, John Peaua, Tim Watson	51	Billy Eisenhardt, Lindsay Hassell, Lance Johnson, Jerald Jeffcoat
34	Joe Cesta, Dan Lucas, Mike Yamamoto	52	Bobby Sign, Michael Simons, Pete Tramontanas, Tyrone Williams
35	Craig Barr, Paul Reynolds, Cory Wedel, James Williams, Eli Wnek	54	John Booker
36	Tez Doolittle, Phillip Henry	55	Brennen Carvalho, Brian Drummy, Lamar Mady, Olen Rosehill, Jerry Sharp, Kevin Thomas
37	Johnie Kirton	56	Steven Gurrola, Ron Jones, Mark Tucker
38	A.J. Novak	57	Keith Browner, Eric Thomas
40	Art Greathouse	58	Darrin Kenney, Damian Love, Josh Mallard, Jeff Ruffin
		59	Rusty James, Kyle Young, John Zinser
		60	Sherman Carter, Johnathan Ingram, Rusty James, John Zinser

ALL-TIME HISTORY

ALL-TIME JERSEY NUMBERS



61	Charlie Morris, Ken Van Huele III	80	Malik Golson, Cedric Tillman
63	Hiawatha Berry, Devin Clark, Derek Dennis, Tyler Young	81	Cameron Colvin, Chase Deadder, Herb Duncan, Chris Jackson, Jay Kearney, Andrae Thurman
64	Patrick Garth, Greg Niland, Vernon Sainvill	82	Anthony Hutch
65	Matt Eller, Tracey Gordon, Craig Moore, Isaac Remington, Ryan Schmidt, Moke Simon, Will Simmons	83	Damien Groce, Bob McMillen
66	Onterio Ford, Dean Jones, Jeff Maddux, Darin Mrachek, Troy Reddick, Barry Voorhees	84	Wilson Thomas
67	Calvin Armstrong	85	Steve Stutsman
68	Larry Boyd, Kevin Fitzgerald, Brandon Phillips, Barry Waggoner, Keith Williams	87	Chris Summers
69	Richard Ashe, Michael Huey, Steve Scifres, Matt Spanos	88	Eric Alford, Anthony Amos, Eddie Goines, Calvin Schexnayder
70	Patrick Afif, Jordan Mudge, Marcus Pittman	89	Eric Dooley, Wendall Gaines
71	Ryan Cue, Tom Gibson, Darius Morris, Zach Rupp	90	Jeff Cummins, Michael Davis, Alex Guerrero, Michael McAdoo, Quinn Pitcock, Oscar Sturgis, Ken Talanoa, Dustin Barno
72	Alonzo Durham, Anthony Parker, Judd Rachow, Dionte Savage, Will Wright	91	Nikia Adderson, Antron Dillon, Alex Magee, Justin Martin, David Sumter
73	Joe Gibbs, Tom Gibson, Steve Mascorro	92	Nikolaus D'Avanzo, Anthony McCloud, Herbert Gonzalez, Johnny Jackson, Craig Ratanamorn, Craig Ritter, Derrick Shepard, Steve Warren
74	Chris Baus, Sir Vincent Rogers, DeShawn Byrd	93	Mkristo Bruce, Stacy Evans, John Frank, Nicolas Jean-Baptiste, Leon Mackey, Luis Vasquez, Doc Wise
75	John Bankhead, Joe Burch, Cornelius Dixon, George Hawthorne, Atlas Herrion, Hayworth Hicks, Craig Jenkins, Gil Plasencia, Tony Sherman	94	Tim Croff, Tim Engelhardt, Tyre Glasper, Tolifili Liufau, Lamar Mady, Chad Pegues, Warner Smith
76	David Wang	95	Ben Crosland, Joshua Gordon, Kelvin Ingram, Ken Talanoa, Jayme Washel
77	Jason Andersen, Arnold Campbell, Rod Ferguson, Anttaj Hawthorne, Abram Holland, Zach Rix, Isaiah Ross, Robert Stewart	96	Richard Ashe, Randy Earl, Tony Henderson, Tony Plantin, Dimetrio Tyson, Dimetrio Tyson
78	Sebastian Barrie		
79	Andre Cureton, Steve Edwards, Matt Eller, Eric Herrick		

ALL-TIME HISTORY

ALL-TIME JERSEY NUMBERS



97 Albrey Battle, Jim Hoffman, Dwayne Lefall, Leon Mackey, JT Surratt

98 Vince Amey, Alan Harper, Kyle Harrington, Michael Kerr, Mike Lawson, Matthew Pearson

99 Corey Brannon, Wendall Gaines, Bryan Henderson, Bryan Hooks, Ralph Jarvis, Jordan Mosely, Darrell Shropshire, Rob Stanavitch



ALL-TIME HISTORY

POSTSEASON GAMES



2019

Conference Final - June 24
@ Arizona 62, Nebraska 36
United Bowl - July 8
Arizona 50, @ Sioux Falls 4

2018

Conference Final - June 23
Sioux Falls 69, @ Arizona 68 (OT)

2017

Conference Final - June 24
@ Arizona 62, Nebraska 36
United Bowl - July 8
Arizona 50, @ Sioux Falls 41

2016

Round 1 - August 6
@ Arizona 84, Portland 40
Conference Final - August 13
@ Arizona 82, Cleveland 41
ArenaBowl - August 26 @ Glendale
Philadelphia 56, Arizona 42

2015

Conference Semi finals - August 15
@ Arizona 72, Spokane 41
Conference Final - August 22
@ San Jose 70, Arizona 67

2014

Conference Semi finals - August 3
@ Arizona 52, Portland 48
Conference Final - August 10
@ Arizona 72, San Jose 56
ArenaBowl - August 23
Arizona 72, @ Cleveland 32

2013

Conference Semi finals - August 4
@ Arizona 59, San Jose 49
Conference Final - August 10
@ Arizona 65, Spokane 57
ArenaBowl - August 17 @ Orlando
Arizona 49, Philadelphia 38

2012

Quarterfinal - July 28
Arizona 51, @ San Jose 48
National Conference - August 4
@ Arizona 75, Utah 69
ArenaBowl - August 10
@ Arizona 72, Philadelphia 54

2011

Quarterfinal - July 29
@ Arizona 62, Spokane 33
National Conference - August 6
@ Arizona 54, Chicago 48
ArenaBowl - August 12
@ Arizona 70, Jacksonville 73

2010

Wild Card Round - August 8
@ Spokane 57, Arizona 49

2008

Wild Card Round - June 30
Grand Rapids 48, @ Arizona 41

2006

Wild Card Round - May 20
@ Arizona 57, Utah 34
Divisional Round - May 27
@ San Jose 62, Arizona 48

2004

Divisional Round - June 6
@ Arizona 59, Los Angeles 42
Conference Finals - June 13
@ Arizona 45, Colorado 41
ArenaBowl - June 27
San Jose 69, @ Arizona 62

2003

Wild Card Round - May 25
@ Arizona 69, Las Vegas 26
Divisional Round - June 1
Arizona 70, @ Los Angeles 63
Conference Finals - June 8
Arizona 66, @ San Jose 49
ArenaBowl - June 22
@ Tampa Bay 43, Arizona 29

2002

Divisional Round - August 4
@ Arizona 61, Carolina 59
Conference Finals - August 11
@ Arizona 56, Chicago 35
ArenaBowl - August 18
@ San Jose 52, Arizona 14

2001

Wild Card Round - July 28
@ Arizona 52, Detroit 44
Divisional Round - August 4
@ San Jose 68, Arizona 49

2000

Wild Card Round - July 27
@ Arizona 41, Buffalo 34
Divisional Round - August 5
Arizona 53, @ Albany 50
Conference Finals - August 13
@ Orlando 56, Arizona 44

1999

Divisional Round - August 7
@ Arizona 34, Nashville 30
Conference Finals - August 14
@ Albany 73, Arizona 47

1998

Divisional Round - August 7
@ Arizona 50, Houston 36
Conference Finals - August 15
Orlando 38, @ Arizona 33

1997

Divisional Round - August 9
@ Arizona 46, Milwaukee 29
Conference Finals - August 16
@ Arizona 49, Tampa Bay 46 (OT)
ArenaBowl - August 25
@ Arizona 55, Iowa 33

1996

Divisional Round - August 10
@ Arizona 65, Orlando 48
Conference Finals - August 16
@ Tampa Bay 55, Arizona 54

1995

Divisional Round - August 13
Iowa 56, @ Arizona 52

1994

Divisional Round - August 18
@ Arizona 53, Charlotte 24
Conference Finals - August 27
Arizona 40, @ Albany 33
ArenaBowl - September 2
Arizona 36, @ Orlando 31

1993

Divisional Round - August 8
@ Arizona 56, Charlotte 49
Conference Finals - August 14
@ Detroit 38, Arizona 34



ALL-TIME HISTORY

TOP SEASONS



PASSING

YARDS

5,500 Nick Davila 2012
4,916 Nick Davila 2011
4,858 Nick Davila 2010
4,847 Nick Davila 2013
4,778 Nick Davila 2014
4,198 Nick Davila 2016
4,036 Sherdrick Bonner 2007
3,991 Sherdrick Bonner 2006
3,833 Sherdrick Bonner 2004
3,692 Sherdrick Bonner 2003

COMPLETIONS

427 Nick Davila 2011
415 Nick Davila 2010
391 Nick Davila 2012
362 Nick Davila 2014
353 Nick Davila 2013
353 Nick Davila 2016
347 Sherdrick Bonner 2004
316 Sherdrick Bonner 2007
313 Nick Davila 2015
295 Sherdrick Bonner 2006

ATTEMPTS

617 Nick Davila 2010
604 Nick Davila 2011
589 Nick Davila 2012
544 Nick Davila 2014
541 Nick Davila 2013
534 Sherdrick Bonner 2004
508 Sherdrick Bonner 2006
507 Nick Davila 2016
498 Sherdrick Bonner 2007
474 Nick Davila 2015

TOUCHDOWNS

127 Nick Davila 2014
117 Nick Davila 2011
113 Nick Davila 2012
110 Nick Davila 2013
110 Nick Davila 2016
102 Nick Davila 2010
88 Sherdrick Bonner 2003
87 Nick Davila 2015
83 Sherdrick Bonner 2007
83 Sherdrick Bonner 2006

INTERCEPTIONS

18 Nick Davila 2010
16 Nick Davila 2012
16 Sherdrick Bonner 2006
15 Nick Davila 2013
15 Paul Justin 1993
13 Sherdrick Bonner 2007
13 Sherdrick Bonner 1996
12 Sherdrick Bonner 1994
11 Nick Davila 2016
11 Jeff Smoker 2008

RECEIVING

YARDS

2,372 Rod Windsor 2010
1,982 Calvin Schexnayder 1998
1,932 Maurice Purify 2012
1830 Rod Windsor 2011
1,754 Rod Windsor 2015
1,685 Rod Windsor 2014
1,667 Rod Windsor 2016
1,542 Siahia Burley 2005
1,513 Calvin Schexnayder 1997
1,466 Trandon Harvey 2008

RECEPTIONS

193 Rod Windsor 2010
156 Rod Windsor 2011
145 Rod Windsor 2016
139 Rod Windsor 2015
136 Calvin Schexnayder 1998
126 Maurice Purify 2012
124 Rod Windsor 2014
119 JJ McKelvey 2010
117 Siahia Burley 2005
114 Siahia Burley 2008

TOUCHDOWNS

48 Rod Windsor 2016
47 Rod Windsor 2010
46 Maurice Purify 2012
45 Siahia Burley 2005
44 Rod Windsor 2014
44 Calvin Schexnayder 1998
42 Rod Windsor 2013
39 Rod Windsor 2015
39 JJ McKelvey 2010
36 Rod Windsor 2011

AVERAGE (MINIMUM 20 RECEPTIONS)

19.6 Cedric Tillman 1993
18.1 Herb Duncan 1995
16.3 Calvin Schexnayder 1997
16.2 Muhammad Oliver 2001
15.9 Calvin Schexnayder 2001
15.4 Jared Perry 2013
15.3 Maurice Purify 2012
15.2 Curtis Fagan 2006
14.9 Randy Gatewood 2002
14.9 Maurice Bryant 2000

RUSHING

YARDS

773 Darrell Monroe 2018*
721 Darrell Monroe 2017*
442 Jabre Lolley 2019
373 Ketrich Harmon 2017*
328 Drew Powell 2019
312 Odie Armstrong 2011
286 Mykel Benson 2015
260 Shadrach Thornton 2018*
257 Jeff Ziemba 2018*
222 Bo Kelly 2007

RUSHES

147 Darrell Monroe 2018*
129 Darrell Monroe 2017*
96 Mykel Benson 2015
90 Ketrich Harmon 2017*
81 Bo Kelly 2007
77 Odie Armstrong 2011
75 Mykel Benson 2016
68 Jeff Ziemba 2018*
66 Alex Singleton 2014
66 Odie Armstrong 2012

TOUCHDOWNS

28 Darrell Monroe 2018*
25 Odie Armstrong 2013
20 Mykel Benson 2016
18 Darrell Monroe 2017*
17 Mykel Benson 2015
17 Odie Armstrong 2011
16 Odie Armstrong 2012
14 Alex Singleton 2014
15 Bo Kelly 1996
14 Jabre Lolley 2019



ALL-TIME HISTORY

TOP SEASONS



AVERAGE (MINIMUM 10 ATTEMPTS)

9.9 Verlon Reed Jr.
7.1 Drew Powell 2019
7.0 Rod Windsor 2016
6.3 Verlon Reed Jr. 2018*
5.8 Jabre Lolley 2019
5.6 Darrell Monroe 2017*
5.5 Rod Windsor 2014
5.3 Darrell Monroe 2018*
5.3 Johnathan Ingram 2008
5.2 Rod Windsor 2015
4.9 Kerry Reed 2012

TOTAL RETURNS

TOTAL YARDS

1,579 Virgil Gray 2011
1,491 Hunkie Cooper 2000
1,420 Hunkie Cooper 1993
1,382 Hunkie Cooper 1995
1,359 Hunkie Cooper 1999
1,221 AJ Cruz 2015
1,219 Anthony Amos 2016
1,161 Chris Horn 2002
1,098 Hunkie Cooper 1997
1,082 Terrance Sanders 2010

RETURNS

74 Virgil Gray 2011
69 Hunkie Cooper 1993
68 Anthony Amos 2016
65 Hunkie Cooper 1995
65 Hunkie Cooper 2000
63 Hunkie Cooper 1999
60 Terrance Sanders 2010
58 Hunkie Cooper 1997
57 Darrell Jones 2007
56 Chris Horn 2002

TOUCHDOWNS

6 AJ Cruz 2015
6 Virgil Gray 2011
5 Hunkie Cooper 1995
4 Anthony Amos 2016
4 Hunkie Cooper 2000
4 Trandon Harvey 2008
3 Hunkie Cooper 1998

2 Dezmon Epps 2018*

AVERAGE (MINIMUM 5 RETURNS)

24.9 Dezmon Epps 2018*
24.8 Trandon Harvey 2011
24.38 Jones, Darrell 2006
23.9 AJ Cruz 2015
23.58 Horn, Chris 2001
23.3 Gray, Virgil 2011
23.2 Arkeith Brown 2013
22.94 Cooper, Hunkie 2000
22.57 Horn, Chris 2003
22.41 Schexnayder, Calvin 1994

KICKING

TOTAL POINTS

179 Garrett Lindholm 2013
151 Chris Gould 2012
134 Sawyer Petre 2017*
125 Bjorn Nittmo 2000
121 Jimmy Camacho 2019
118 Gary Kral 2006
113 Anthony Brenner 1997
112 Nelson Garner 2003
111 Nelson Garner 2004
111 Craig Ratanamorn 2014

FIELD GOALS ATTEMPTED

29 Luis Zendejas 1993
29 Luis Zendejas 1992
28 Gary Kral 2006
26 Sawyer Petre 2018*
25 Sawyer Petre 2017*
25 Bjorn Nittmo 2000
23 Anthony Brenner 1997
20 Luis Zendejas 1995
20 Trey Weir 1996
20 Richard DeFelice 1999

FIELD GOALS MADE

15 Sawyer Petre 2017*
13 Bjorn Nittmo 2000
12 Anthony Brenner 1997
12 Luis Zendejas 1993
11 Sawyer Petre 2018*
11 Luis Zendejas 1994

10 Ignacio Brache 2001

10 Gary Kral 2006

ONE POINT EXTRA POINTS

124 Chris Gould 2012
106 Jimmy Camacho 2019
100 Alex Zendejas 2016
96 Craig Ratanamorn 2014
89 Sawyer Petre 2017*
88 Nelson Garner 2003
88 Gary Kral 2006
87 Nelson Garner 2004
86 Bjorn Nittmo 2000
84 Sawyer Petre 2018*
80 Fabrizio Scaccia 2015

TWO POINT EXTRA POINTS

3 Luis Zendejas 1994
2 Luis Zendejas 1993

DEFENSIVE STATISTICS

TOTAL TACKLES

113 Keyuo Craver 2007
106 Davontae Merriweather 2019
102 Vince Hill 2011
101.5 Marquis Floyd 2011
98 Jeremy Kellem 2014
95.5 Jeremy Kellem 2015
95 Clarence Lawson 2005
93 Virgil Gray 2013
93 Terrance Sanders 2010
93 Cedric Walker 1997
90.5 Arkeith Brown 2014
86 Riley Swanson 2010
86 Marquis Floyd 2014
85.5 Marquis Floyd 2012
83.5 Arkeith Brown 2012
81 Adam Sauder 2017*
81 Virgil Gray 2012
80.5 Virgil Gray 2011
76 Arkeith Brown 2017*
76 Isaiah Trufant 2008
74 Marquis Floyd 2015
69 Milton Vaughn 1996
68 Brandon Freeman 2010
66 Cecil Doggette 2000
65.5 Kevin McCullough 2011



ALL-TIME HISTORY

TOP SEASONS



65 Riley Swanson 2011
64 Randy Gatewood 2006

SOLO TACKLES

97 Keyuo Craver 2007
90 Jeremy Kellem 2015
88 Marquis Floyd 2011
86 Jeremy Kellem 2014
86 Vince Hill 2011
84 Virgil Gray 2013
84 Clarence Lawson 2005
80 Arkeith Brown 2014
78 Cedric Walker 1997
77 Terrance Sanders 2010
75 Marquis Floyd 2012
74 Marquis Floyd 2013
72 Riley Swanson 2010
71 Marquis Floyd 2014
71 Virgil Gray 2011
71 Davontae Merriweather 2019
70 Virgil Gray 2012
68 Arkeith Brown 2012
67 Isaiah Trufant 2008
66 Arkeith Brown 2017*
66 Marquis Floyd 2015
65 Adam Sauder 2017*
65 Arkeith Brown 2013

ASSISTED TACKLES

37 Kevin McCullough 2011
33 Jeremy Kellem 2013
32 Davontae Merriweather 2019
32 Adam Sauder 2017*
32 Vince Hill 2011
32 Keyuo Craver 2007
31 Cliff Dukes 2014
31 Arkeith Brown 2012
30 Cedric Walker 1997
29 Arkeith Brown 2013
27 Marquis Floyd 2011
27 Tyre Gasper 2011
27 Grant Steen 2007

26 Riley Swanson 2011
26 Joshua Gordon 2018*
25 Kerry Reed 2014
25 Tyre Gasper 2014

INTERCEPTIONS

15 Virgil Gray 2013
14 Jeremy Kellem 2015
13 Marquis Floyd 2014
10 Arkeith Brown 2012
10 Virgil Gray 2011
9 Virgil Gray 2013
9 Marquis Floyd 2011
9 Randy Gatewood 2003
8 Allen Chapman 2017*
8 Arkeith Brown 2013

FUMBLES RECOVERED

6 Anttaj Hawthorne 2011
4 Jeremy Kellem 2015
4 Marcus Pittman 2013
4 Bob McMillen 2000
4 Nathan LaDuke 1992
4 Paul Justin 1993
3 Tyre Gasper 2015
3 Anttaj Hawthorne 2015
3 Tyre Gasper 2012
3 Jeremy Kellem 2014
3 Virgil Gray 2011
3 Isaiah Trufant 2008
3 Cedric Walker 1997
3 Steve Stutsman 1993
3 Hunkie Cooper 2004

SACKS

11.5 Tyre Gasper 2015
11 Mike McAdoo 2015
10 Chris McAllister 2017*
9 Cliff Dukes 2014
8.5 Marcus Pittman 2012
8.5 Marcus Pittman 2011
8 Bryan Henderson 2004

7.5 Justin Shirk 2017*
7.5 Tyre Gasper 2011
6.5 Marcus Pittman 2013
6.5 Anttaj Hawthorne 2010
6.5 Damien Borel 2016
6.5 Joshua Gordon 2018*

PASS BREAKUPS

34 Jeremy Kellem 2015
27 Jeremy Kellem 2014
27 Cecil Doggette 2000
26 Arkeith Brown 2016
26 Joseph Todd 2006
23 Virgil Gray 2013
22 Virgil Gray 2012
21 Arkeith Brown 2012
19 Jeremy Kellem 2013
19 Cecil Doggette 1998
19 Ricky Parker 2001

SAFETIES

2 Tyre Gasper 2015
2 Tyre Gasper 2011
1 By 30 different players

ALL-TIME HISTORY

CAREER LEADERS



PASSING

YARDS

40,980 Sherdrick Bonner 93-98, 00-07
32,616 Nick Davila 2010-16
2,846 Paul Justin 1993
2,720 Donnie Davis 1997-99
2,416 Aaron Garcia 1995
2,066 Jeff Smoker 2008
2,184 Joe Germaine 2004-05
1,964 Chad May 1999, 2001

COMPLETIONS

3,261 Sherdrick Bonner 93-98, 00-07
2,614 Nick Davila 2010-16
231 Donnie Davis 1997-99
226 Paul Justin 1993
177 Jeff Smoker 2008
175 Aaron Garcia 1995
173 Joe Germaine 2004-05
166 Jeff Ziemba 2018*

ATTEMPTS

5,269 Sherdrick Bonner 93-98, 00-07
3,816 Nick Davila 2010-16
404 Paul Justin 1993
363 Donnie Davis 1997-99
301 Gene Johnson 1992
294 Jeff Smoker 2008
284 Aaron Garcia 1995

PERCENTAGE (MINIMUM 100 ATTEMPTS)

67.4 Nick Davila 2010-14
63.6 Donnie Davis 1997-99
63.5 Jason Murrietta 2012-14
62.7 Chad May 1999, 2001
62.7 Joe Germaine 2004-05
62.4 Lang Campbell 2008
62.0 Matt Sauk 2008
61.9 Sherdrick Bonner 93-98, 00-07
61.6 Aaron Garcia 1995
61.3 Jeff Ziemba 2018*

TOUCHDOWNS

828 Sherdrick Bonner 93-98, 00-07
766 Nick Davila 2010-14
52 Donnie Davis 1997-99
45 Joe Germaine 2004-05
45 Paul Justin 1993
43 Aaron Garcia 1995

INTERCEPTIONS

120 Sherdrick Bonner 93-98, 00-07
91 Nick Davila 2010-16
15 Paul Justin 1993
11 Gene Johnson 1992
11 Jeff Smoker 2008
10 Donnie Davis 1997-99

RECEIVING

YARDS

10,898 Rod Windsor 2010-11, 13-16
9,009 Randy Gatewood 1996-2007
8,599 Hunkie Cooper 1993-2005
7,495 C. Schexnayder 1994-99, 2001
5,261 Trandon Harvey 2007-08, 2010-12
4,924 Maurice Purify 2011-14,16
4,244 Kerry Reed 2011-16
4,170 Siahia Burley 2004-05, 08, 10
2,381 Cedric Tillman 1992-95, 97-99
2,359 Maurice Bryant 2000-03
2,237 Chris Horn 2001-03
1,527 Anthony Amos 2016-18*

RECEPTIONS

867 Rod Windsor 2010-11, 13-16
776 Hunkie Cooper 1993-04
689 Randy Gatewood 1996-07
523 C. Schexnayder 1994-99, 2001
367 Trandon Harvey 2007-08, 10-11
360 Kerry Reed 2012-16
345 Maurice Purify 2012-14, 16
341 Siahia Burley 2004-05, 08, 10
170 Cedric Tillman 1992-95, 97-99
179 Chris Horn 2001-03
177 Maurice Bryant 2000-03
120 Anthony Amos 2016-18*
119 JJ McKelvey 2010

AVERAGE (MINIMUM 25 RECEPTIONS)

15.4 Jared Perry 2013
14.9 Maurice Purify 2012-13
14.7 Eddie Goines 1999
14.5 Atnaf Harris 2007
14.3 Herb Duncan 1995-98
14.1 C. Schexnayder 94-99, 2001
14.0 Cedric Tillman 92-95, 97-99

13.7 Milton Vaughn 1994-96
13.5 Trandon Harvey 2007-08
13.3 Maurice Bryant 2000-03
13.1 Randy Gatewood 1996-07
12.9 Kevin McKenzie 2007

TOUCHDOWNS

256 Rod Windsor 2010-11, 13-16
214 Randy Gatewood 1996-07
158 C. Schexnayder 1994-99, 2001
139 Hunkie Cooper 1993-04
115 Maurice Purify 2012-16
115 Kerry Reed 2012-14
102 Siahia Burley 2004-05
101 Trandon Harvey 2007-08, 2010-11
53 Maurice Bryant 2000-03
50 Chris Horn 2001-03
41 Anthony Amos 2016-18*
39 JJ McKelvey 2010

RUSHING

YARDS

1,490 Darrell Monroe 2017-18*
1,455 Bo Kelly 1996-99, 01-06
680 Odie Armstrong 2011-13
530 Bob McMillen 1995-00
485 Mykel Benson 2015-16
374 Jamal Miles 2017-18*
373 Ketrich Harmon 2017*
288 Hunkie Cooper 1993-2005
260 Shadrach Thornton 2018*
257 Jeff Ziemba 2018*
245 Brian Easter 1996-98
182 Tracey Mao 1994-96

RUSHING ATTEMPTS

491 Bo Kelly 1996-99, 01-07
276 Darrell Monroe 2017-18*
215 Odie Armstrong 2011-13
176 Bob McMillen 1995-00
171 Mykel Benson 2015-16
151 Hunkie Cooper 1993-04
146 Sherdrick Bonner 93-98, 00-07
81 Jamal Miles 2017-18*
74 Brian Easter 1996-98
69 Andy Coviello 1992-93
69 Tracey Mao 1994-96
67 Craig Barr 1993-95

ALL-TIME HISTORY

CAREER LEADERS



AVERAGE (MINIMUM 20 ATTEMPTS)

5.4 Darrell Monroe 2017-18*
4.7 Shadrach Thornton 2018*
4.6 Jamal Miles 2017-18*
4.4 Jon Wolf 2017*
4.3 Darron Thomas 2017*
4.1 Ketrich Harmon 2017*
3.8 Jeff Ziemba 2018*
3.6 Chris Robinson 2008
3.3 Brian Easter 1996-98
3.2 Johnie Kirton 2010

TOUCHDOWNS

81 Bo Kelly 1996-99, 01-07
58 Odie Armstrong 2011-13
46 Darrell Monroe 2017-18*
39 Hunkie Cooper 1993-2005
37 Mykel Benson 2015-16
36 Sherdrick Bonner 94-98, 00-07
23 Nick Davila 2010-16
23 Bob McMillen 1995-00
14 Alex Singleton 2014
13 Rod Windsor 2010, 13-16
13 Brian Easter 1996-98
12 Jamal Miles 2017-18*
10 Chris Horn 2001-03

RETURNS

TOTAL YARDS

11,501 Hunkie Cooper 1993-2005
2,985 Trandon Harvey 2007-08, 2010-12
2,647 Chris Horn 2001-03
2,560 Virgil Gray 2011-13
1,724 Jamal Miles 2017-18*
1,703 C. Schexnayder 1994-99, 01
1,517 Anthony Amos 2016-18*
1,501 Siaha Burley 2004-05
1,452 Darrell Jones 2006-07
1,391 Arkeith Brown 2012-18*
1,240 Clarence Lawson 2003-06
1,221 AJ Cruz 2015

TOTAL RETURNS

583 Hunkie Cooper 1993-2005
156 Trandon Harvey 2007-08, 2010-12
121 Chris Horn 2001-03
117 Virgil Gray 2011-13
102 C. Schexnayder 1994-99, 01
95 Arkeith Brown 2012-18*
89 Anthony Amos 2016-18*
86 Siaha Burley 2004-05
73 Jamal Miles 2017-18*
69 Darrell Jones 2006-07
67 Clarence Lawson 2003-05
60 Terrance Sanders 2010
51 AJ Cruz 2015
37 Tom Pace 2003-05
30 Michael Richmond 1992-93

TOTAL AVERAGE (MINIMUM 10 RETURNS)

23.94 AJ Cruz 2015
23.62 Jamal Miles 2017-18*
22.38 Chris Horn 2001-03
21.64 Evan Hlavacek 2005
21.35 Virgil Gray 2011-13
21.04 Darrell Jones 2006-07
20.60 Corey Johnson 2006
19.67 Orshawante Bryant 2002-05
19.62 Hunkie Cooper 1993-2005
19.43 Trandon Harvey 2007-08, 2010-12
19.03 Tom Pace 2003-05
18.0 Terrance Sanders 2010
17.99 Clarence Lawson 2003-05
17.5 Kevin McKenzie 2007
17.45 Siaha Burley 2004-05, 08
17.04 Anthony Amos 2016-18*
15.57 C. Schexnayder 1994-99, 01
14.6 Arkeith Brown 2012-18*

TOTAL TOUCHDOWNS

19 Hunkie Cooper 1993-2005
10 Trandon Harvey 2007-08, 2010-12
8 Virgil Gray 2011-13
6 AJ Cruz 2015
4 Darrell Jones 2006-07
4 Tom Pace 2003-05
4 Arkeith Brown 2012-18*
4 Anthony Amos 2016-18*

KICKING

TOTAL POINTS

295 Luis Zendejas 1992-95
268 Gary Kral 2005-07
251 Sawyer Petre 2017-18*
223 Nelson Garner 2003-04
179 Garrett Lindholm 2013
129 Anthony Brenner 1997, 99
125 Bjorn Nittmo 2000
118 Craig Ratanamorn 2012, 14
114 Alex Zendejas 2015-16
110 Kyle Pooler 1998-99, 01
107 Fabrizio Scaccia 2011
105 Ignacio Brache 2001

ONE POINT EXTRA POINTS MADE (PATS)

175 Nelson Garner 2003-04
173 Sawyer Petre 2017-18*
158 Garrett Lindholm 2013
153 Luis Zendejas 1992-95
142 Gary Kral 2005-07
114 Alex Zendejas 2015-16
103 Craig Ratanamorn 2012, 14
90 Anthony Brenner 1997, 99
86 Bjorn Nittmo 2000
83 Kyle Pooler 1998-99, 01
76 Eric Houle 2008
74 Clay Rush 2007
74 Ignacio Brache 2001

ONE POINT EXTRA POINTS ATT. (PATS)

201 Nelson Garner 2003-04
190 Sawyer Petre 2017-18*
171 Luis Zendejas 1992-95
171 Gary Kral 2005-07
167 Garrett Lindholm 2013
138 Alex Zendejas 2015-16
114 Craig Ratanamorn 2012, 14
96 Bjorn Nittmo 2000
95 Anthony Brenner 1997, 99
95 Kyle Pooler 1998-99, 01
93 Clay Rush 2007
85 Eric Houle 2008
73 Richard DeFelice 1999

FIELD GOALS MADE

44 Luis Zendejas 1992-95



ALL-TIME HISTORY

CAREER LEADERS



26 Sawyer Petre 2017-18*
16 Nelson Garner 2003-04
14 Gary Kral 2005-07
13 Bjorn Nittmo 2000
13 Anthony Brenner 1997, 99
10 Ignacio Brache 2001

FIELD GOALS ATTEMPTED

95 Luis Zendejas 1992-95
51 Sawyer Petre 2017-18*
38 Gary Kral 2005-07
31 Nelson Garner 2003-04
28 Anthony Brenner 1997, 99
25 Bjorn Nittmo 2000
20 Trey Weir 1996
20 Richard DeFelice 1999

TWO POINT EXTRA POINTS MADE

5 Luis Zendejas 1992-95

TWO POINT EXTRA POINTS ATTEMPTED

10 Luis Zendejas 1992-95

ONE POINT EXTRA POINT PERCENTAGE

94.7 Anthony Brenner 1997
94.6 Garrett Lindholm 2013
91.2 Trey Weir 1996
91.1 Sawyer Petre 2017-18*
90.6 Richard DeFelice 1999
90.4 Craig Ratanamorn 2012, 14
89.5 Bjorn Nittmo 2000
89.5 Luis Zendejas 1992-95
89.4 Eric Houle 2008
87.3 Kyle Pooler 1998-99, 01
87.0 Nelson Garner 2003-04
85.7 Andy Trakas 1995-96

FIELD GOAL PERCENTAGE

58.3 Garrett Lindholm 2013
52.0 Bjorn Nittmo 2000
52.6 Ignacio Brache 2001
51.6 Nelson Garner 2003-04
51.0 Sawyer Petre 2017-18*
50.0 Eric Houle 2008
50.0 Kyle Pooler 1998-99, 01
46.4 Anthony Brenner 1997
46.3 Luis Zendejas 1992-95
40.0 Trey Weir 1996

37.5 Clay Rush 2007
36.8 Andy Trakas 1995-96
36.8 Gary Kral 2005-07
35.0 Richard DeFelice 1999

DEFENSIVE STATISTICS

TOTAL TACKLES

491 Arkeith Brown 2012-18*
446.5 Marquis Floyd 2006-16
426 Randy Gatewood 1996-07
410.5 Jeremy Kellem 2012-16
320 Cecil Doggette 1995, 97-02
277.5 Hunkie Cooper 1993-2005
254.5 Virgil Gray 2011-13
227 Clarence Lawson 2003-06
224.5 Cedric Walker 1997-00
202.5 Tyre Gaspert 2011-16
175.5 Cliff Dukes 2008-16
174.5 Ricky Parker 2000-04
158.5 Keyuo Craver 2007-08
143.5 Wendall Gaines 2000-08
116 Richard Holt 1994, 96-97
107.5 Carlos Brooks 1994, 98-99
118.5 Anttaj Hawthorne 2008-14
103.5 Marcus Pittman 2010-14
102 Vince Hill 2011
100.5 Milton Vaughn 1994-96
95.5 Joshua Gordon 2017-18*
93 Terrance Sanders 2010
92 Nathan Lindsey 2017-18*
90.5 Justin Shirk 2017-18*
89 Nathan LaDuke 1992, 95-96

SOLO TACKLES

419 Arkeith Brown 2012-18*
389 Marquis Floyd 2006-14
370 Randy Gatewood 1996-07
363 Jeremy Kellem 2012-16
279 Cecil Doggette 1995, 97-02
225 Virgil Grey 2011-13
197 Clarence Lawson 2003-06
197 Hunkie Cooper 1993-2005
185 Cedric Walker 1997-00
154 Ricky Parker 2000-04
143 Tyre Gaspert 2011-16
137 Keyuo Craver 2007-08

125 Cliff Dukes 2008-16
108 Wendall Gaines 2000-08
102 Richard Holt 1994, 96
93 Carlos Brooks 1994, 98-99
86 Vince Hill 2011
86 Anttaj Hawthorne 2008-16

ASSIST TACKLES

162 Hunkie Cooper 1993-2005
144 Arkeith Brown 2012-18*
119 Tyre Gaspert 2011-16
115 Marquis Floyd 2011-16
112 Randy Gatewood 1996-07
101 Cliff Dukes 2008-16
95 Jeremy Kellem 2012-16
82 Cecil Doggette 1995, 97-02
79 Cedric Walker 1997-00
71 Wendall Gaines 2000-08
66 Tyre Gaspert 2011-13
65 Anttaj Hawthorne 2008-16
60 Kevin McCullough 2011-12
60 Clarence Lawson 2003-06
59 Virgil Grey 2011-13
57 Bob McMillen 1995-00
55 Marcus Pittman 2010-13
45 Joshua Gordon 2017-18*
43 Keyuo Craver 2007-08
37 Kevin McCullough 2011
33 Milton Vaughn 1994-96
33 Justin Shirk 2017-18*



ALL-TIME HISTORY

CAREER LEADERS



SACKS

35.5 Tyre Glasper 2011-16
27 Marcus Pittman 2010-14
26.5 Anttaj Hawthorne 2008, 10-16
26 Wendall Gaines 2000-08
17.5 Joshua Gordon 2017-19*
13.5 Chris McAllister 2017-18*
13 Justin Shirk 2017-18*
11 Bryan Henderson 2003-04
11 Stacy Evans 1999-02
11 Michael McAdoo 2015
10 Kelvin Ingram 1999-01, 04-06
9.5 Richard Ashe 1993-97
9 Andy Coviello 1992-93

INTERCEPTIONS

42 Arkeith Brown 2012-18*
41 Marquis Floyd 2011-16
36 Randy Gatewood 1996-07
30 Jeremy Kelleem 2013-16
21 Cecil Doggette 1995, 97-02
18 Allen Chapman 2017-19*
15 Hunkie Cooper 1993-2005
13 Cedric Walker 1997-00
7 Carlos Brooks 1994, 98-99
7 Jerrick Bledsoe 2001-02
7 Vince Hill 2011
7 Ricky Parker 2000-04

PASSES BREAKUPS

114 Arkeith Brown 2012-18*
90 Jeremy Kelleem 2013-16
89 Cecil Doggette 1995, 97-02
74 Marquis Floyd 2011-16
73 Virgil Gray 2011-13
57 Ricky Parker 2000-04
53 Randy Gatewood 1996-07
44 Cedric Walker 1997-00
36 Allen Chapman 2017-19*
32 Clarence Lawson 2003-05
25 Wendall Gaines 2000-08
22 Keyuo Craver 2007-08
22 Vince Hill 2011
22 Muhammad Oliver 1998-2001
21 Jerrick Bledsoe 2001-02
21 Bo Kelly 1996-99, 01-05

FORCED FUMBLES

11 Wendall Gaines 2000-08
8 Hunkie Cooper 1993-05
7 Anttaj Hawthorne 2008, 2010-16
7 Tyre Glasper 2011-16
7 Marquis Floyd 2011-16
7 Marcus Pittman 2010-14
6 Randy Gatewood 1996-07
6 Cedric Walker 1997-00
5 Arkeith Brown 2012-18*
5 Cecil Doggette 1995, 97-02
4 Keyuo Craver 2007-08
4 Bryan Henderson 2003-04
4 Richard Ashe 1993-97

FUMBLES RECOVERED

12 Anttaj Hawthorne 2008, 2010-2016
12 Tyre Glasper 2011-16
10 Hunkie Cooper 1993-2005
8 Randy Gatewood 1996-07
8 Jeremy Kelleem 2013-16
8 Marcus Pittman 2010-14
7 Bob McMillen 1995-00
7 Cedric Walker 1997-00
6 Cecil Doggette 1995, 97-02
6 Marquis Floyd 2011-16
5 Carlos Brooks 1994, 98-99
5 Chris Horn 2001-03
5 Nathan LaDuke 1992
4 Wendall Gaines 2000-08
4 Virgil Gray 2011-13
4 Paul Justin 1993

BLOCKED KICKS

8 Wendell Gaines 2000-08
8 Anttaj Hawthorne 2008, 2010-16
4 Lance McDowdell 2019
3 Nikolaus D'Avanzo 2019
3 Bryan Henderson 2003-04
3 Stacy Evans 1999-02
3 Virgil Gray 2011-13
3 Tony Plantin 2004

SAFETIES

2 Larry Boyd 1996
2 Tyre Glasper 2011-16
2 Kelvin Ingram 2004-07
2 Bo Kelly 1996-99, 01-07
2 Bob McMillin 1995-2000



ALL-TIME HISTORY

ALL-LEAGUE RATTLEERS



ALL-ARENA/ALL-IFL FIRST TEAM

- 1993** Hunkie Cooper
- 1995** Hunkie Cooper
- 1996** Hunkie Cooper
- 1997** Randy Gatewood, Calvin Schexnayder
- 1998** Sherdrick Bonner, Calvin Schexnayder
- 1999** Cecil Doggette
- 2000** Bob McMillen, Hunkie Cooper
- 2002** Chris Horn
- 2003** Sherdrick Bonner, Randy Gatewood
- 2004** Bryan Henderson
- 2005** Randy Gatewood
- 2011** Rod Windsor, Anttaj Hawthorne
- 2012** Maurice Purify, Kyle Young, Michael Huey
- 2014** Nick Davila, Rod Windsor, Michael Huey, Marquis Floyd
- 2015** Tyre Glasper, Jeremy Kellem
- 2016** Nick Davila, Mykel Benson, Jordan Mudge, Rod Windsor, Damien Borel, Tyre Glasper
- 2017** Darrell Monroe, Lamar Mady, Chris McAllister, Allen Chapman
- 2018** Darrell Monroe, Lamar Mady, Joshua Gordon, Arkeith Brown
- 2019** Lamar Mady, Steven Gurrola, Allen Chapman, Davontae Merriweather, Nikolaus D'Avanzo, Jimmy Camacho

ALL-ARENA/ALL-IFL SECOND TEAM

- 1994** Cedric Tillman, Doc Wise
- 1996** Randy Gatewood
- 1997** Sherdrick Bonner, Hunkie Cooper
- 1999** Bob McMillen, Randy Gatewood, Hunkie Cooper
- 2000** Sherdrick Bonner, Randy Gatewood
- 2002** Sherdrick Bonner, Cecil Doggette
- 2005** Siaha Burley
- 2011** Nick Davila, Brennan Carvello, Devin Clark, Virgil Gray, Fabrizio Scaccia
- 2012** Nick Davila, Odie Armstrong, Arkeith Brown
- 2014** Cliff Dukes
- 2015** Rod Windsor, Mike McAdoo
- 2016** Dimetrio Tyson
- 2017** Damian Love, Sawyer Petre
- 2018** Anthony Amos, Steven Gurrola, Chris McAllister, Sawyer Petre
- 2019** Jarod Harrington, Lance Mcdowdell, Dillion Winfrey

ALL-IRONMAN TEAM

- 1999** Hunkie Cooper
- 2000** Hunkie Cooper
- 2001** Hunkie Cooper
- 2002** Randy Gatewood, Stacy Evans
- 2003** Randy Gatewood
- 2004** Wendall Gaines
- 2006** Randy Gatewood
- 2008** Wendall Gaines

ALL-ROOKIE TEAM

- 1999** Chad May, Stacy Evans
- 2000** Wendall Gaines
- 2001** Chris Horn
- 2003** Bryan Henderson
- 2007** Trandon Harvey, Keyuo Craver
- 2008** Atlas Herrion

ALL-STAR GAMES

- 1993** Paul Justin, Richard Ashe, Chris Baus, Arnold Campbell, Garland Rivers, Luis Zendejas, Danny White

